

# Track One Prioritized Examination

---

*Quick Start Guide*

*September 2024*



## Quick Start Guide

---

### Prioritized Examination for Non-Provisional Utility Applications

UNITED STATES  
PATENT AND TRADEMARK OFFICE



## Table of Contents

1. Introduction.....	3 -
2. Basic Guidelines for Filing a Request for Prioritized Examination: .....	3 -
3. Filing a Request for Prioritized Examination of a Newly Filed Application (Track One):.....	4 -
Application Process .....	4 -
Application Data .....	5 -
Upload Documents .....	6 -
Calculate Fees .....	9 -
Save progress.....	11 -
Review & Submit.....	11 -
Pay Fees .....	13 -
Acknowledgement Receipt.....	14 -
4. Filing a Request for Prioritized Examination for an RCE: .....	15 -
Application Process.....	15 -
A. -Process for an original U.S. application filed under 35 U.S.C. 111.....	16 -
Upload Documents .....	16 -
Calculate Fees .....	19 -
Review & Submit.....	22 -
Acknowledgement Receipt.....	23 -
Pay Fees .....	23 -
B. -Process for a national stage entry of an international application under 35 U.S.C. 371.....	25 -
Upload Documents .....	25 -
Calculate Fees .....	26 -
Review & Submit.....	29 -
Acknowledgement Receipt.....	30 -
Pay Fees .....	30 -

## 1. Introduction

Prioritized Examination for newly filed applications (Track One) and for requests for continued examination (PE-RCE) provides applicants with greater control over when their applications are examined and promotes greater efficiency in the patent examination process. Prioritized Examination allows applicants who submit a request and pay an additional fee to have their application accorded special status during prosecution before the patent examiner.

The resource page for Prioritized Examination can be located at:

[http://www.uspto.gov/patents/init\\_events/Track\\_One.jsp](http://www.uspto.gov/patents/init_events/Track_One.jsp)

## 2. Basic Guidelines for Filing a Request for Prioritized Examination:

- Filer must be able to access Patent Center.
- Applicants are strongly advised to use the Office's certification and request form to request prioritized examination, but the form is not required. For applications before September 16, 2012, form [PTO/AIA/424](#) may be used; for applications filed on or after September 16, 2012, form [PTO/AIA/424](#) may be used. Failure to use form PTO/AIA/424 could result in the Office not recognizing the request or delays in processing the request. If applicant decides to use an applicant-created form for requesting prioritized examination (Track One or PE-RCE), applicant's form should be an equivalent to the Office's form. See the Federal Register Notice titled "Changes to Implement the Prioritized Examination Track (Track One) of the Enhanced Examination Timing Control Procedures under the Leahy-Smith America Invents Act" available at [http://www.uspto.gov/patents/init\\_events/Track\\_One.jsp](http://www.uspto.gov/patents/init_events/Track_One.jsp).
- Consult the current fee schedule available at <http://www.uspto.gov/about/offices/cfo/finance/fees.jsp> for the correct fee amounts. The fees required to be paid on a utility patent application upon filing a request for prioritized examination of that application are:
  - Basic filing fee, as set forth in 37 CFR 1.16(a).
  - Search fee, as set forth in 37 CFR 1.16(k).
  - Examination fee, as set forth in 37 CFR 1.16(o).
  - Publication fee, as set forth in 37 CFR 1.18(d).
  - Prioritized examination processing fee, as set forth in 37 CFR 1.17(i)(1).

- Prioritized examination fee, as set forth in 37 CFR 1.17(c).
- If applicable, any application size fee, due because the specification and drawings exceed 100 sheets of paper, as set forth in 37 CFR 1.16(s).
- If applicable, any excess independent claim fee, due because the number of independent claims exceeds three, as set forth in 37 CFR 1.16(h).
- If applicable, any excess claim fee, due because the number of claims exceeds twenty, as set forth in 37 CFR 1.16(i).
- If requesting prioritized examination for an RCE, RCE fee, as set for in 37 CFR 1.17(e).

Prioritized Examination requests via Patent Center are accepted only for nonprovisional utility applications. Requests for prioritized examination for plant applications must be filed by paper.

- If a Prioritized Examination request has been submitted but a necessary component has been omitted, the omitted component must be submitted as a follow-on document on the same day as the original submission. Prioritized Examination requests that are not complete on the day they are submitted will be dismissed.
- For more information on submitting applications electronically via Patent Center please review the Patent Center Guidance and Resources page located at <https://www.uspto.gov/patents/apply/patent-center>. For the complete details and requirements for prioritized examination, see the guidance posted.

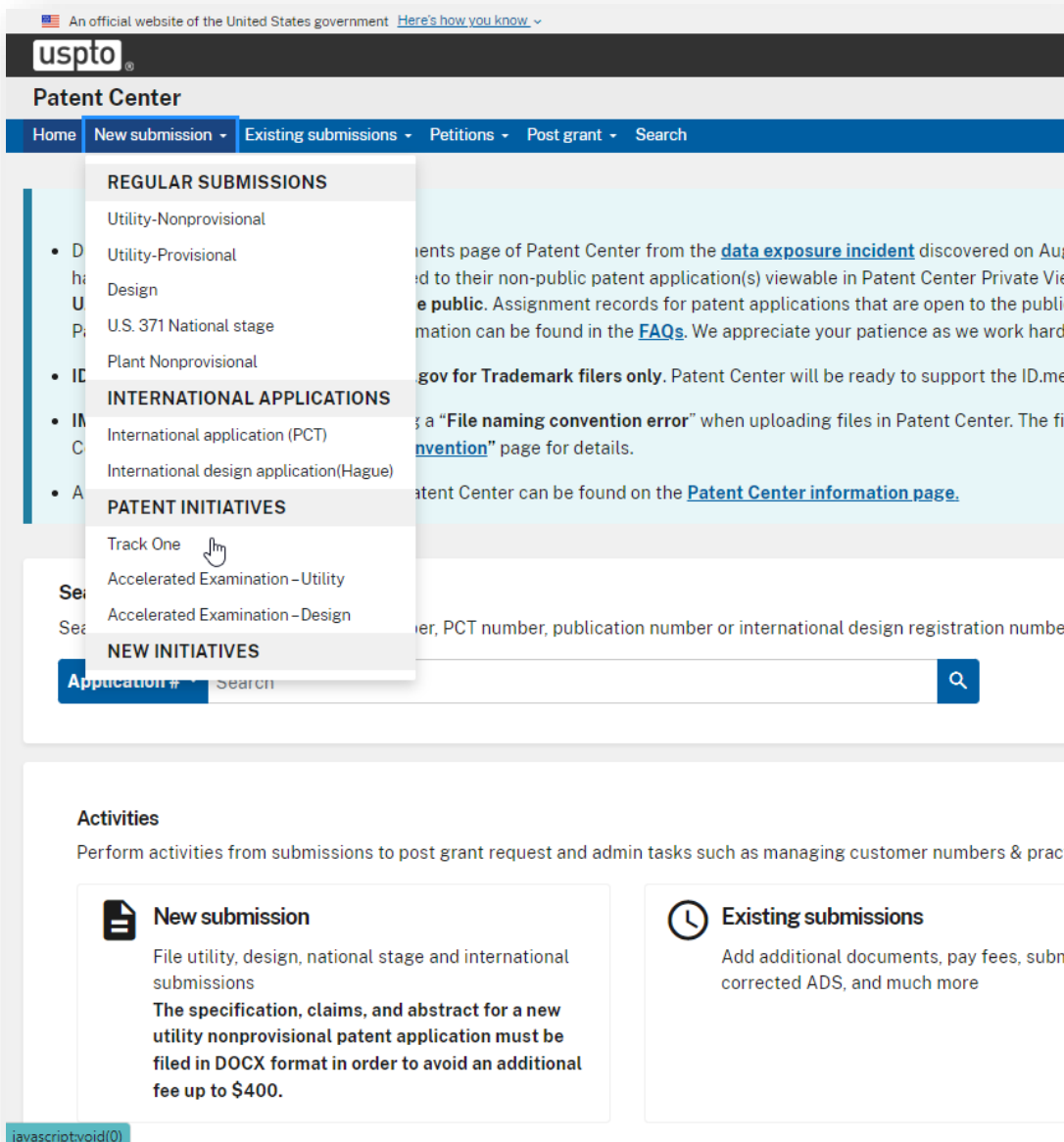
Warning: For your protection, your Patent Center sessions will time-out after 30 minutes of inactivity. A Prioritized Examination request that has not been submitted or saved after 30 minutes of inactivity will be lost. You will need to login to Patent Center again and re-enter the Prioritized Examination from the start.

### 3. Filing a Request for Prioritized Examination of a Newly Filed Application (Track One):

#### Application Process

Track One – Prioritized Examinations can be filed by both Registered and Guest filers.

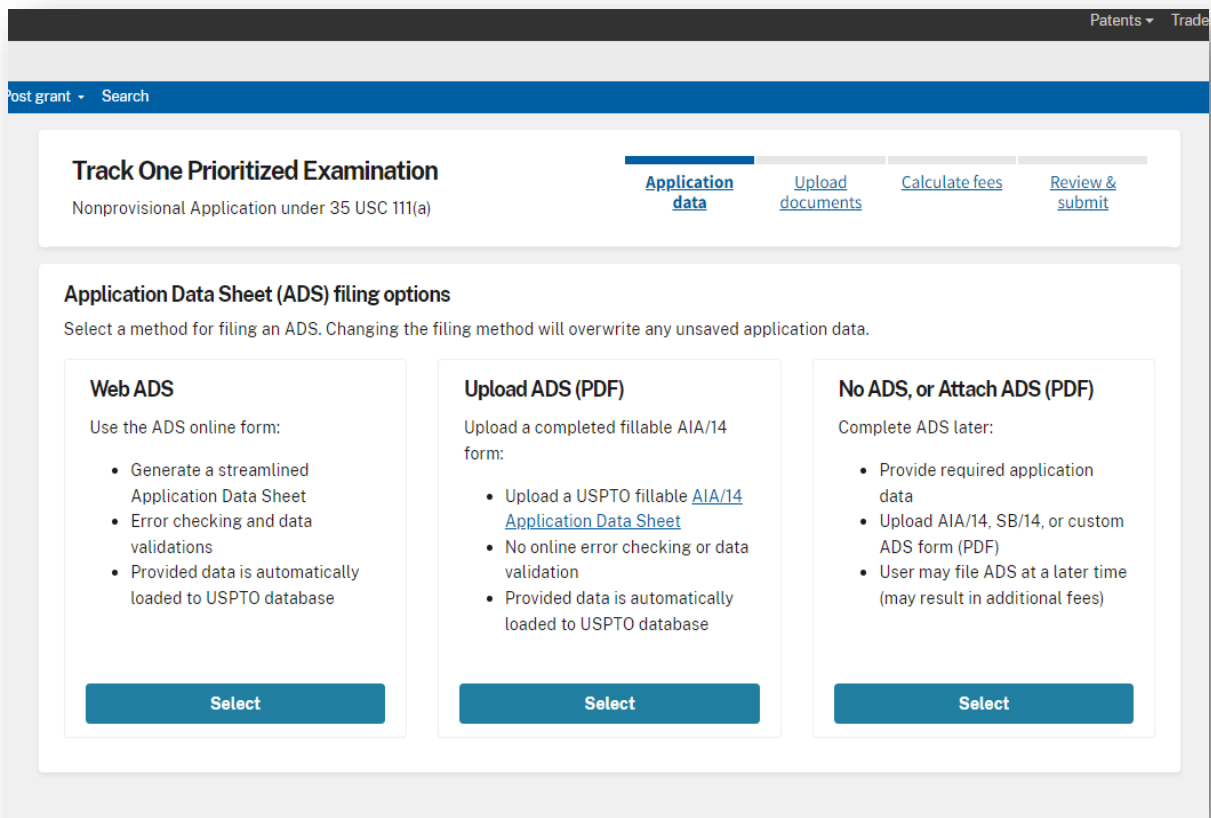
To submit a Track One – Prioritized Examination on the certification screen select “New Submission”. The Web screen will expand to display additional options. Select “Track One” located under PATENT INITIATIVES. You can also access Track One by selection the “New Submission” Activity card.



## Application Data

On the “Application Data” screen please complete the bibliographical data by selecting how you will file your preferred ADS option.

**NOTE: If you select “No ADS” and you are a registered filer you will be able to select a Customer Number from a drop-down menu or key in a valid Customer Number. If you do not have a Customer Number you may provide a Correspondence Address by selecting Provide physical address.**



## Upload Documents

On the “Upload documents” screen, upload the Certification and Request for Prioritized Examination form ([PTO/AIA/424](#)) or its equivalent. Failure to use form (AIA/424) or its equivalent could result in the Office not recognizing the request or delays in processing the request. Please drag and drop or click on the “Browse files” button to upload your completed documents. Once the form has been attached, you will need to index the document correctly. If you needed help with indexing your, you can select the “Help with document description” link above.

**NOTE: The specification, claims, and abstract for a new utility nonprovisional patent application must be filed in DOCX format in order to avoid the Non-DOCX surcharge up to \$400.**

### Upload documents

Add files that you wish to accompany your patent application submission. To add more files, use the file upload interaction or drag & drop them into the area below.

A Track One application must include the PTO/AIA/424 Form (Certification and Request for Prioritized examination).

[Help with document description](#)



Drag and drop files here

or

[Browse files](#)

Total documents uploaded: 1

[Download all documents](#)

Document list showing file details and upload options:

File Name	Category	Actions
aia0424.pdf (173 KB / 2 pages)	Track One Request	Split document, Preview

Category dropdown menu options:

- Office of Patent Trademark
- Petition
- Pilot Programs
- Pre-Exam
- Pre-Grant Pub
- Priority Documents
- Track One - Prioritized Examination

Buttons: [Cancel submission](#), [Back](#), [Save progress](#), [Continue](#)

Once you have uploaded your Track One form, you will select Track One – Prioritized Examination” on the left for category and then on the right you will select “Track One Request”. After the appropriate selections have been made, you will continue to upload your documents and provide the appropriate document descriptions. If any of your documents have warnings you may continue with the warnings or remove the document, make changes and reupload. If any of your documents have errors, you must remove the documents, make changes and reupload. Patent Center will not allow you to submit documents with errors.

When uploading your application parts, you can upload a single section document for each application part or you can upload a multi-section document like in the example below. Applicants have the **option** to submit an Auxiliary PDF document of their application along with their DOCX document in Patent Center. **NOTE: Please be sure to upload your Auxiliary PDF in the appropriate space below to avoid the Non-DOCX surcharge.**

## Track One Prioritized Examination

Nonprovisional Application under 35 USC 111(a)

[Application data](#)

**Upload documents**

[Calculate fees](#)

[Review & submit](#)

### Upload documents

Add files that you wish to accompany your patent application submission. To add more files, use the file upload interaction or drag & drop them into the area below.

A Track One application must include the PTO/AIA/424 Form (Certification and Request for Prioritized examination).

[Help with document description](#)



Drag and drop files here

or

[Browse files](#)

Total documents uploaded: 2

[Download all documents](#)



Please review the DOCX file(s) that is being submitted. By clicking the submit button, you agree to accept the DOCX validation(s) as your final submission.



Application body structured text document

[Preview](#) ⋮

multi\_With\_Page\_  
Num\_drw\_correcte  
d-APP:TEXT.docx  
(157 KB / 4 pages)

[Feedback document](#)



The system detected multiple sections within the document. The individual sections may be downloaded after the submission by going to the respective application's IFW.

**Detected:** Specification , Claims , Abstract , Drawings



aia0424.pdf  
(173 KB / 2  
pages)

Track One Request

[Preview](#) ⋮

Upload your PDF version of your DOCX document here. This is optional.

[Browse files](#)

multi\_section.pdf (Auxiliary PDF of Application) × [Feedback](#)

[Cancel submission](#)

[Back](#)

[Save progress](#)

[Continue](#)



## Calculate Fees

On the “Calculate fees” screen, you will select your entity status and proceed to add any additional pages if you have them. If you are filing any petitions, you will check the “Petitions” box. If not, select continue without the box checked.

### Calculate fees

Payment of fees during this stage of the application process is optional, but failure to pay fees in a timely manner may cause delays in the processing of your application.

[Skip fees for now](#)

**Reminder:** As a Guest user, you are strongly advised to pay fees online as part of this submission, or use an [alternative method to pay fees](#) on the same day (ET), to avoid a surcharge for late payment. Guest users are unable to access a submitted application to pay fees online after the initial submission session.

Fill in the information below in order to accurately calculate your fees.

**Entity status**

Regular Undiscounted  
 Small  
 Micro

# of pages in the specification (including any external tables) and drawings

# of claims

# of independent claims

**Petitions**

Check the box if you are filing petition(s) as part of this application

[Cancel submission](#) [Back](#) [Save progress](#) [Continue](#)

**Note: When filing a Track One request, the correct processing fee is "Processing fee, except in provisional applications" (fee code 1830/2830/3830); the current Regular Undiscounted fee amount is \$140**

## Track One Prioritized Examination

Nonprovisional Application under 35 USC 111(a)

[Application data](#)

[Upload documents](#)

**Calculate fees**

[Review & submit](#)

### Calculate fees

Payment of fees during this stage of the application process is optional, but failure to pay fees in a timely manner may cause delays in the processing of your application.

[Skip fees for now](#)

#### Select fees to pay

Fee code	Fee description	Item price (\$)	Quantity	Item total (\$)
▼ Patent Basic Filing Fees				
<input type="checkbox"/>	1011 BASIC FILING FEE - UTILITY (PAPER FILING ALSO REQUIRES NON-ELECTRONIC FILING FEE UNDER 1.16(T))	\$320.00	1	<b>\$320.00</b>
<input type="checkbox"/>	1111 UTILITY PATENT APPL. SEARCH FEE	\$700.00	1	<b>\$700.00</b>
<input type="checkbox"/>	1311 PATENT APPL. EXAMINATION FEE	\$800.00	1	<b>\$800.00</b>
<input type="checkbox"/>	1817 REQUEST FOR PRIORITIZED EXAMINATION	\$4,200.00	1	<b>\$4,200.00</b>
▼ Application Size and Claim Fees				
<input type="checkbox"/>	1203 MULTIPLE DEPENDENT CLAIM	\$860.00	1	<b>\$860.00</b>
<input type="checkbox"/>	1091 SUBMISSION OF SEQUENCE LISTINGS OF 300MB TO 800MB	\$1,060.00	1	<b>\$1,060.00</b>
<input type="checkbox"/>	1092 SUBMISSION OF SEQUENCE LISTINGS OF MORE THAN 800 MB	\$10,500.00	1	<b>\$10,500.00</b>
▼ Miscellaneous Patent Fees				
<input type="checkbox"/>	1054 Non-DOC-X Filing Surcharge	\$400.00	1	<b>\$400.00</b>
<input type="checkbox"/>	1053 NON-ENGLISH TRANSLATION	\$140.00	1	<b>\$140.00</b>
<input type="checkbox"/>	1830 PROCESSING FEE, EXCEPT IN PROVISIONAL APPLICATIONS	\$140.00	1	<b>\$140.00</b>
<input type="checkbox"/>	1051 SURCHARGE-LATE FILING FEE, SEARCH FEE, EXAMINATION FEE, INVENTOR'S OATH OR DECLARATION, OR APPLICATION FILED WITHOUT AT LEAST ONE CLAIM OR BY REFERENCE	\$160.00	1	<b>\$160.00</b>

Total fees selected to pay

**\$0.00**

Entity status **Regular**  
**Undiscounted**

# of pages

# of claims

# of independent claims

Petition being filed? **No**

[edit information](#)

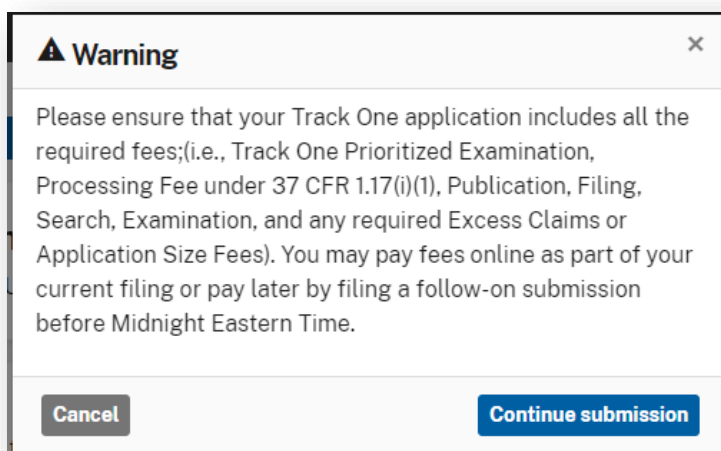
[Cancel submission](#)

[Back](#)

[Save progress](#)

[Continue](#)

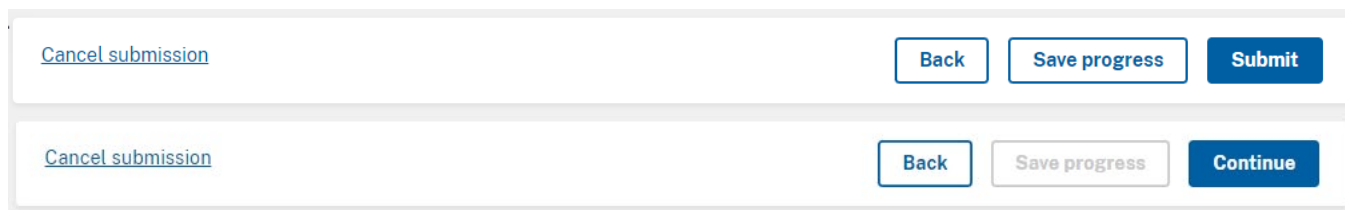
If you do not select the appropriate fees and click continue a warning message will be displayed. You will be able to continue by selecting “Continue submission” or you can select cancel and select the appropriate fees. For Track One – Prioritized Examination the processing and publication fees are required at filing. Once you have checked any additional appropriate boxes, click on the “Continue” to reach the Review & Submit screen. **NOTE: the publication fee is not applicable anymore. Please see USPTO fee schedule.**



If you choose to pay fees in a follow-on submission, the fee payment must be processed before midnight 11:59:59 pm (Eastern Time) on the same day under Track One requirements. You will receive a warning message if required fees are unchecked.

### Save progress

Registered filers will have the opportunity to save their submissions to file at a later time. To do so, click on the button “Save progress” listed at the bottom of the screen. Saved submissions will be available for 14 calendar days from the initial date saved. If you are guest filer, you will not be able to save your submissions and the “Save progress” button will be disabled. To submit your application, click on the “Submit” button located at the bottom of the screen.



### Review & Submit

On the Review & Submit screen, filers will have the opportunity review all entered data and review the uploaded documents by selecting “Preview” next each document.

## Track One Prioritized Examination

Nonprovisional Application under 35 USC 111(a)

[Application data](#)

[Upload documents](#)

[Calculate fees](#)

[Review & submit](#)

### Review & submit

Review all the information entered for your patent application. If there are any errors in the data displayed, go back and edit the information before submitting to the USPTO.

#### Application data

##### Attorney docket #

-

##### Entity status

Regular Undiscounted

##### Application type

Utility

##### Subtype

Nonprovisional Application under 35 USC 111(a)

##### Title of invention

My Invention

##### First named inventor

###### First name

Jane

###### Middle name

-

###### Last name

Doe

##### Correspondence address

59

Total documents uploaded: 3

[Download all documents](#)



Please review the DOCX file(s) that is being submitted. By clicking the submit button, you agree to accept the DOCX validation(s) as your final submission.



multi\_With\_Page\_Num\_drw\_corrected-APPTXT.docx  
(157 KB / 4 pages )

[Feedback document](#)

Application body structured text document

[Preview](#)



The system detected multiple sections within the document. The individual sections may be downloaded after the submission by going to the respective application's IFW.

**Detected:** Specification , Claims , Abstract , Drawings



aia0424.pdf  
(173 KB / 2 pages )

Track One Request

[Preview](#)



multi\_section.pdf  
(231 KB / 4 pages )

Auxiliary PDF of Application

[Preview](#)

#### Payment details

Fee code	Fee description	Item price (\$)	Quantity	Item total (\$)
1830	PROCESSING FEE, EXCEPT IN PROVISIONAL APPLICATIONS	\$140.00	1	\$140.00
1817	REQUEST FOR PRIORITIZED EXAMINATION	\$4,200.00	1	\$4,200.00
1111	UTILITY PATENT APPL. SEARCH FEE	\$700.00	1	\$700.00
1011	BASIC FILING FEE - UTILITY (PAPER FILING ALSO REQUIRES NON-ELECTRONIC FILING FEE UNDER 1.16(T))	\$320.00	1	\$320.00
1311	PATENT APPL. EXAMINATION FEE	\$800.00	1	\$800.00
Total fees selected to pay				\$6,160.00

eFiler information

[Hide details](#)

## Acknowledgement Receipt

After clicking the “Submit” button, the next screen will indicate that the USPTO has received your submission. Patent Center will display your Acknowledgement Receipt on the screen. You will also have several actions you may take, such as printing, saving receipt or emailing the receipt. If you submit your application as a registered filer, you have the option of viewing the acknowledgement receipt by selecting View receipt history under Workbench in Patent Center. The Acknowledgement Receipt displays the application details of the submission, including the details of the documents uploaded such as page numbers and any warnings that were shown during the upload.

## Pay Fees

You have the option of paying the fees immediately or skipping fees for now and pay the fees later. As a registered filer you may choose to pay fees later as a follow-on submission. If you are filing as a guest filer and wish to pay fees online, your payment should be included with the current submission, since guest filers cannot file a follow-on submission. Fee payment is considered timely if paid before midnight Eastern Time on the day the request is submitted. If you choose to pay now click on the “Pay fees now” button.

Once you have provided all of the necessary payment information and your payment is processed successfully, you will receive your Payment Receipt on the screen. You also have several actions you may take, such as printing or saving the receipt.

If you have any questions or concerns regarding filing in Patent Center, please contact the Patent EBC Monday - Friday, from 6:00 a.m. to 12 Midnight Eastern Time, by email [ebc@uspto.gov](mailto:ebc@uspto.gov) or telephone 866-217-9197.



Your patent submission has been received by the USPTO

Application # 59/917,034      Confirmation # [REDACTED]      Patent center # 66973482      Received 08/29/2024 11:06:28 AM  
ET

Submission receipt

Print Email Save as...



UNITED STATES PATENT AND TRADEMARK OFFICE

P.O. Box 1450  
Alexandria, VA 22313-1450  
www.uspto.gov

ELECTRONIC ACKNOWLEDGEMENT RECEIPT

Based on your selection during submission, total fees due at this time

**\$6,160.00**

[Pay fees now](#)

(Additional charges may be incurred if required fees are not timely paid)

[skip fee for now](#)

[File an assignment of ownership](#)

[File another patent application](#)

[Back to home page](#)

APPLICATION #	RECEIPT DATE / TIME	ATTORNEY DOCKET #
59/917,034	08/29/2024 11:06:28 AM ET	-

**Title of Invention**  
My Invention

**Application Information**

APPLICATION TYPE	Utility - Nonprovisional Application under 35 USC 111(a)	PATENT #	-
CONFIRMATION #	[REDACTED]	FILED BY	Proofed O'PractitionerOne
PATENT CENTER #	66973482	FILING DATE	-
CUSTOMER #	59	FIRST NAMED INVENTOR	Jane Doe
CORRESPONDENCE ADDRESS	-	AUTHORIZED BY	-

**Documents**

TOTAL DOCUMENTS: 3

DOCUMENT	PAGES	DESCRIPTION	SIZE (KB)
multi_With_Page_Num_drw_corrected-A PPTXT.docx	4	Application body structured text document	157 KB
aia0424.pdf	2	Track One Request	173 KB
multi_section.pdf	4	Auxiliary PDF of Application	231 KB

**Digest**

DOCUMENT	MESSAGE DIGEST (SHA-512)
multi_With_Page_Num_drw_correcte d-APPTXT.docx	2E500EA7767DA503E814CF2E1F97E60C968FCAD8624734431A8 EA458F9E3362B5EF91E74023EDFD3B2584A04CC8C9CF3366B3 EF3101AFE94EC80E3948F31D262
aia0424.pdf	C5D1099A69DA72FAAB16C947A6CD1845B2226DC94D78A6114 DDF0BC36864AC0CC87E39EDFE8A6C75E0CE4D6E1D57082774 F2097A7B02AC60855D830C5BF04E7
multi_section.pdf	58C7C36902FC3572CB88730C312A24D0F102C68DF074826B3F 323FC01893833659224A9360168E0D6708995E9F37450917DE5 F9F0F8F50594F664895031C6150

This Acknowledgement Receipt evidences receipt on the noted date by the USPTO of the indicated documents, characterized by the applicant, and including page counts, where applicable. It serves as evidence of receipt similar to a Post Card, as described in MPEP 503.

**New Applications Under 35 U.S.C. 111**

If a new application is being filed and the application includes the necessary components for filing date (see 37 CFR 1.53(b)-(d) and MPEP 506), a Filing Receipt (37 CFR 1.54) will be issued in due course and the date shown on this Acknowledgement Receipt will establish the filing date of the application

**National Stage of an International Application under 35 U.S.C. 371**

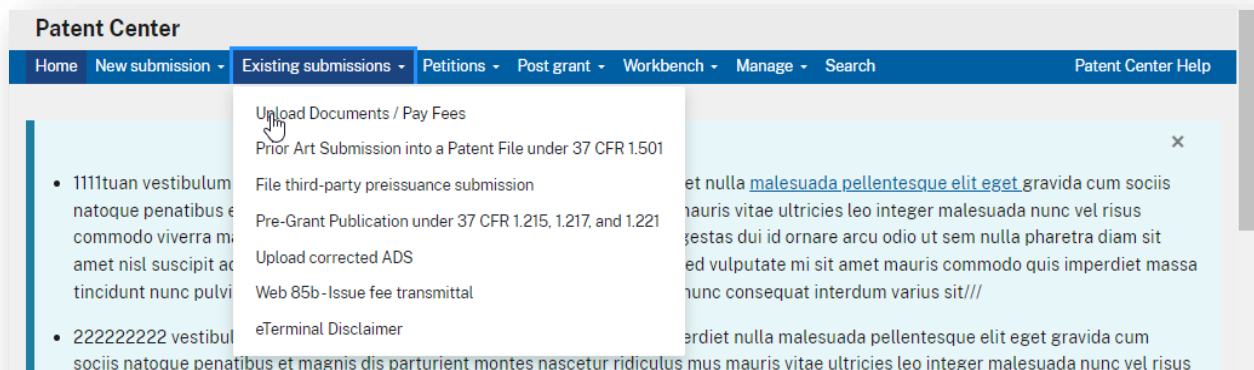
If a timely submission to enter the national stage of an international application is compliant with the conditions of 35 U.S.C. 371 and other applicable requirements a Form PCT/DO/EO/903 indicating acceptance of the application as a national stage submission under 35 U.S.C. 371 will be issued in addition to the Filing Receipt, in due course.

**New International Application Filed with the USPTO as a Receiving Office**

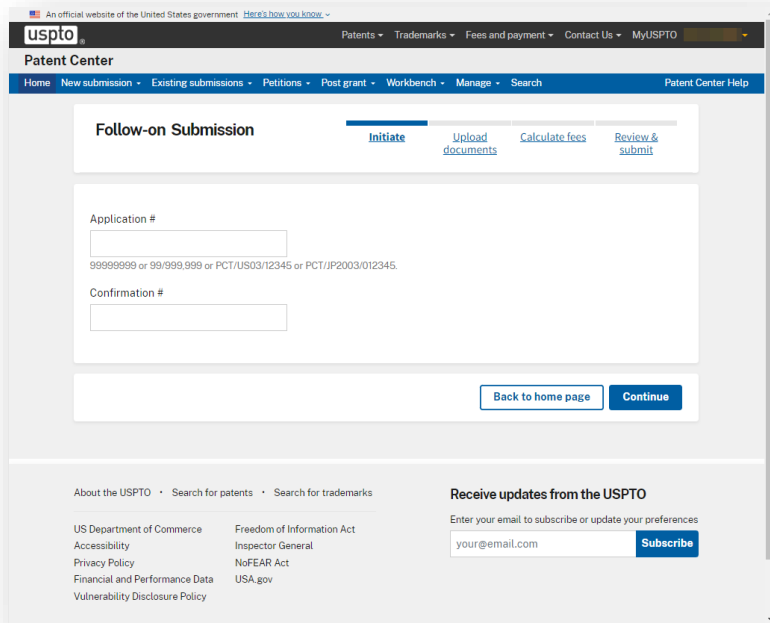
If a new international application is being filed and the international application includes the necessary components for an international filing date (see PCT Article 11 and MPEP 1810), a Notification of the International Application Number and of the International Filing Date (Form PCT/RO/105) will be issued in due course, subject to prescriptions concerning national security, and the date shown on this Acknowledgement Receipt will establish the international filing date of the application.

## 4. Filing a Request for Prioritized Examination for an RCE Application Process

Prioritized Examination may also be requested for an existing application in which an RCE has been filed, or is concurrently being filed. Once you have signed on to Patent Center as a registered filer, you will select Existing Submissions > Upload Documents/Pay Fees



To submit a request for Prioritized Examination for an RCE, on the Initiate/Follow-on submission screen enter the application number, confirmation number and click Continue.



Next, to view the Application Data Screen, click on “Continue”. The procedure will differ depending on whether the application was filed as an original U.S. application under 35 U.S.C. 111 (see part A), or filed as a national stage entry of an international application under 35 U.S.C. 371 (see part B).

## A. Process for an original U.S. application filed under 35 U.S.C. 111(a)

After entering the application identifier as discussed above, the “Upload documents” screen will appear.

### Upload documents

The screenshot shows the Patent Center interface for a "Follow-on Submission" of a "Nonprovisional Application under 35 USC 111(a)". The navigation bar includes "Home", "New submission", "Existing submissions", "Petitions", "Post grant", "Workbench", "Manage", "Search", and "Patent Center Help". The main content area has three tabs: "Upload documents" (active), "Calculate fees", and "Review & submit". Below the tabs is a table with the following columns: "Application type", "Filing or 371 (c) date", "Status", "First named inventor", and "Customer # / Address". The table contains one row with the application type "Nonprovisional Application under 35 USC 111(a)". Below the table is the "Upload documents" section, which includes instructions: "Add files that you wish to accompany your patent application submission. To add more files, use the file upload interaction or drag & drop them into the area below." and a link "Help with document description". A large dashed box contains a cloud icon with an upward arrow, the text "Drag and drop files here" or "Browse files", and a blue "Browse files" button. At the bottom of the screen are links for "Cancel submission", "Back", "Save progress", and "Continue".


Check to make sure that the application type is listed as “Utility under 35 USC 111(a).” If the application type is listed as “U.S. National Stage under 35 USC 371,” please follow the guidance in part B, below.

On the Upload documents screen, upload the Certification and Request for Prioritized Examination form (PTO/SB/424). Failure to use form (PTO/SB/424) or its equivalent could result in the Office not recognizing the request or in delays in processing the request. Please click on the “Browse Files” button to upload your completed document or drag and drop the document. Once the form has been attached, Patent Center may auto-assign a document description. If not, you will need to index the document correctly. For the Category drop down menu you will select “Track One – Prioritized Examination” and on the Document Description drop down menu you will select “TrackOne Request”.



Total documents uploaded: 1

[Download all documents](#)

 aia0424TrackOne  
req.pdf (121 KB  
pages)


- Petition
- Pilot Programs
- Pre-Exam
- Pre-Grant Pub
- Priority Documents
- Reissue
- Track One - Prioritized Examination

TrackOne Request

COVID-19 Prioritized Examination Request

TrackOne Request

Split document **Preview** ⋮

 A request  
prosecution  
closes p

is proper. A proper RCE can only be filed if  
notice of allowance, or an action that otherwise

You will need to attach and index any additional documents.

Help with document description

Drag and drop files here  
or  
Browse files

Total documents uploaded: 2 [Download all documents](#)

	TrackOne Request	Preview	:
aia0424TrackOneReq.pdf (121 KB / 2 pages)			

**i** A request for prioritized examination for an RCE will not be granted unless the RCE is proper. A proper RCE can only be filed if prosecution in the application is closed (e.g., the last Office action is a final action, a notice of allowance, or an action that otherwise closes prosecution in the application). See 37 CFR 1.114(b).

	Request for Continued Examination (RCE)	Preview	:
sb0030RCEPatCtr.pdf (1628 KB / 3 pages)			

[Cancel submission](#) [Back](#) [Save progress](#) [Continue](#)

The above screen image represents a situation in which an applicant is filing a request for prioritized examination concurrently with a request for continued examination. Applicant has filled out and attached form PTO/AIA/424 and a request for continued examination. If applicant had previously filed a request for continued examination, applicant would only attach form PTO/SB/424.

## Calculate fees

After clicking on the “Continue” button, the “Calculate fees” screen will appear.

### Calculate fees

Payment of fees during this stage of the application process is optional, but failure to pay fees in a timely manner may cause delays in the processing of your application.

[Skip fees for now](#)

---

Fill in the information below in order to accurately calculate your fees.

#### Entity status

Regular Undiscounted  
 Small  
 Micro

#### Application related information

# of pages in the specification (including any external tables) and drawings	<input type="text"/>
# of claims	<input type="text"/>
# of independent claims	<input type="text"/>
# of printed copies of patent requested (No color)	<input type="text"/>
Extension of time - previously paid amount	<input type="text"/>
Statutory or terminal disclaimers	
# of statutory or terminal disclaimer(s)	<input type="text"/>

#### Petitions

Check the box if you are filing petition(s) as part of this application

#### Appeals

On the “Calculate fees” screen, under Patent Basic Filing Fees section, select the checkbox for “Request for Prioritized Examination”.

### Follow-on Submission

Nonprovisional Application under 35 USC 111(a)

[Upload documents](#)
[Calculate fees](#)
[Review & submit](#)

---

Application type

Filing or 371 (c) date

Status

First named inventor

Customer # / Address

Nonprovisional Application under 35 USC 111(a)

---

### Calculate fees

Payment of fees during this stage of the application process is optional, but failure to pay fees in a timely manner may cause delays in the processing of your application.

[Skip fees for now](#)

#### Select fees to pay

Fee code	Fee description	Item price (\$)	Quantity	Item total (\$)
▼ Patent Basic Filing Fees				
<input type="checkbox"/>	1011 BASIC FILING FEE - UTILITY (PAPER FILING ALSO REQUIRES NON-ELECTRONIC FILING FEE UNDER 1.16(T))	\$320.00	1	\$320.00
<input type="checkbox"/>	1111 UTILITY PATENT APPL. SEARCH FEE	\$700.00	1	\$700.00
<input type="checkbox"/>	1311 PATENT APPL. EXAMINATION FEE	\$800.00	1	\$800.00
<input checked="" type="checkbox"/>	1817 REQUEST FOR PRIORITIZED EXAMINATION	\$4,200.00	1	\$4,200.00
▼ Application Size and Claim Fees				
<input type="checkbox"/>	1203 MULTIPLE DEPENDENT CLAIM	\$860.00	1	\$860.00
<input type="checkbox"/>	1091 SUBMISSION OF SEQUENCE	\$1,060.00	1	\$1,060.00

Entity status **Regular Undiscounted**

---

# of pages

---

# of claims

---

# of independent claims

---

# of printed copies

---

# of statutory or terminal disclaimer(s)

---

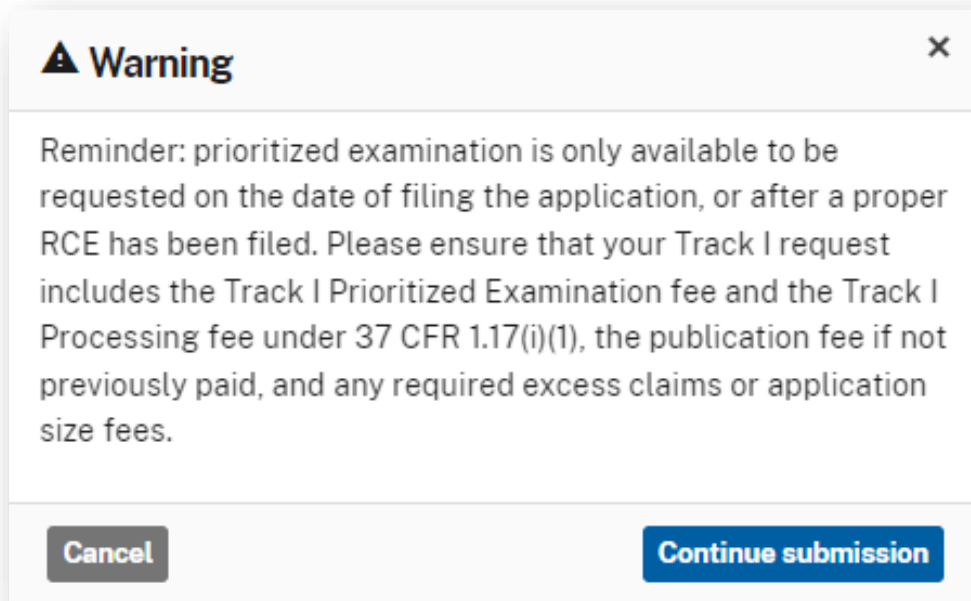
Extension of time - previously paid amount

---

Petition being filed? **No**

**Note** - When filing a Track One request, the correct processing fee is "**Processing fee, except in provisional applications**" (fee code 1830/2830/3830); the current Regular Undiscounted fee amount is \$140. For Track One – Prioritized Examination the processing and publication fees are required at filing. Once you have checked any additional appropriate boxes, click on the “Calculate” button to add up the selected fees. Next, click on the “Continue” button to reach the Review & submit screen.

A pop-up window will remind you of the fee requirements:



If you choose to pay fees later in another follow-on submission, the fee payment must be processed before midnight 11:59:59 pm (Eastern Time) on the same day under Prioritized Examination requirements. Click on the "Continue submission" to reach the "Review & submit" screen.

## Review & submit

On the “Review & submit” screen, you will have the opportunity to save your submission to file at a later time. To do so click on the button “Save progress” listed at the bottom of the screen. Saved submissions will be available for fourteen calendar days from the initial date saved. You may also review a document by clicking “Preview”. To submit your application, click on the “Submit” button located at the bottom of the screen.


Application type	Filing or 371 (c) date	Status	First named inventor	Customer # / Address
Nonprovisional Application under 35 USC 111(a)				


  


### Review & submit

Review all the information entered for your patent application. If there are any errors in the data displayed, go back and edit the information before submitting to the USPTO.

**Total documents uploaded: 2** [Download all documents](#)

 aia0424TrackOneReq.pdf (121 KB / 2 pages)	TrackOne Request	<a href="#">Preview</a>
--	------------------	-------------------------

 A request for prioritized examination for an RCE will not be granted unless the RCE is proper. A proper RCE can only be filed if prosecution in the application is closed (e.g., the last Office action is a final action, a notice of allowance, or an action that otherwise closes prosecution in the application). See 37 CFR 1.114(b).

 sb0030RCEPatCtr.pdf (1628 KB / 3 pages)	Request for Continued Examination (RCE)	<a href="#">Preview</a>
--	---	-------------------------

#### Payment details

Fee code	Fee description	Item price (\$)	Quantity	Item total (\$)
1817	REQUEST FOR PRIORITIZED EXAMINATION	\$4,200.00	1	\$4,200.00
1803	REQUEST FOR VOLUNTARY PUBLICATION OR REPUBLICATION	\$140.00	1	\$140.00
1801	REQUEST FOR CONTINUED EXAMINATION (RCE) -1ST REQUEST (SEE 37 CFR 1.114)	\$1,360.00	1	\$1,360.00
Total fees selected to pay				\$5,700.00

[Hide details](#)

[Cancel submission](#) [Back](#) [Save progress](#) [Submit](#)

## Pay Fees

After clicking the submit button the next screen will indicate that the USPTO has received your submission. Patent Center will display the Submission Receipt including application number, confirmation number, Patent Center-ID number, and the total fees due. You have the option of paying the fees immediately or paying the fees later. As a registered filer you may choose to pay fees later as a follow-on submission. Fee payment is considered timely if paid before midnight Eastern Time on the day the request is submitted. If you choose to pay now, click on the button “Pay fees now”.

Your patent submission has been received by the USPTO

Application #	Confirmation #	Patent center #	Received
59/000,000	6360	92793556	08/29/2024 4:13:05 PM ET

[Print](#) [Email](#) [Save as...](#)

**uspto** UNITED STATES PATENT AND TRADEMARK OFFICE

P.O. Box 1450  
Alexandria, VA 22313-1450  
www.uspto.gov

**ELECTRONIC ACKNOWLEDGEMENT RECEIPT**

APPLICATION #	RECEIPT DATE / TIME	ATTORNEY DOCKET #
59/000,000	08/29/2024 4:13:05 PM ET	smoketesting 8-12

**Title of Invention**  
Test Invention for Prioritized Examination

**Application Information**

APPLICATION TYPE	Utility - Nonprovisional Application under 35 USC 111(a)	PATENT #	-
CONFIRMATION #	6360	FILED BY	MJ Attorney
PATENT CENTER #	92793556	FILING DATE	
CUSTOMER #	60	FIRST NAMED INVENTOR	Joe Inventor JR.
CORRESPONDENCE ADDRESS	-	AUTHORIZED BY	-

**Documents** TOTAL DOCUMENTS: 2

DOCUMENT	PAGES	DESCRIPTION	SIZE (KB)
aia0424TrackOneReq.pdf	2	TrackOne Request	121 KB
sb0030RCEPatCtr.pdf	3	Request for Continued Examination (RCE)	1628 KB

**Digest**

DOCUMENT	MESSAGE DIGEST (SHA-512)
aia0424TrackOneReq.pdf	82B11A369ED2E891E96FA468E1EB67A6F41509E919A5EC407D985FB5BD3AA4CCAF148246D2D3E7D207F0AD810B089C1732EA5127A261DC530D8EA54700DAE81
sb0030RCEPatCtr.pdf	D49B07CF39C4B12D5666F7EF89CA885651A50158FF0D403A2075EBDB18497A18C96F20B75FE9860BE964C5130CEB9EF04368DF3863CAFFF228E84940CAFED587

Based on your selection during submission, total fees due at this time

**\$5,700.00**

[Pay fees now](#)

(Additional charges may be incurred if required fees are not timely paid)

[skip fee for now](#)

[File an assignment of ownership](#)

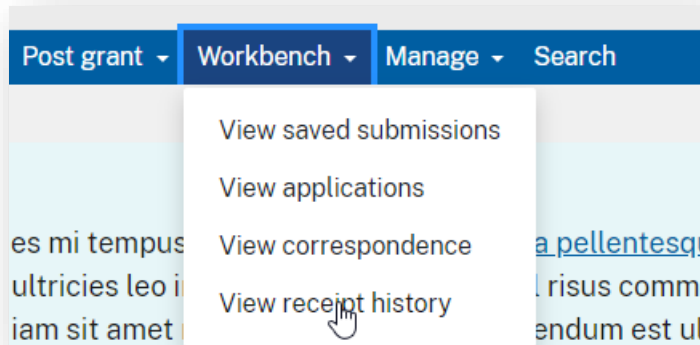
[File another patent application](#)

[Back to home page](#)

Note: When using the USPTO Deposit Account as a method of payment, the fee associated with 37 CFR 1.18 is not available as an option for a pre-authorized payment. It is strongly recommended to include an authorization to file any additional necessary fees under 37 CFR 1.16, 37 CFR 1.17, and 37 CFR 1.18 in order to ensure that the Track One request is not dismissed for insufficient fees upon filing.

## Payment Receipt

Once you have provided all of the necessary payment information and your payment is processed successfully, you will receive your Payment Receipt on the screen. You also have several actions you may take, such as printing or saving the receipt. You also have the option of viewing the submission receipt under Workbench of Patent Center by clicking View receipt history.



The Submission and Payment Receipts display the application details of the submission, including the total amount paid.

To ensure that your application is complete and loaded correctly to USPTO internal systems, you can review your filed application in Patent Center as a Registered filer. Submissions are available in Patent Center approximately 15 minutes after they are submitted.

If you have any questions or concerns regarding filing in Patent Center, please contact the Patent EBC Monday - Friday, from 6:00 a.m. to 12 Midnight Eastern Time, by email [ebc@uspto.gov](mailto:ebc@uspto.gov) or telephone 866-217-9197.



## B. Process for a national stage entry of an international application under 35 U.S.C. 371

After entering the application identifier as discussed above, the “Upload documents” screen will appear.

**Follow-on Submission**  
U.S. National Stage under 35 USC 371

[Upload documents](#) [Calculate fees](#) [Review & submit](#)

**16/240,546 | QSG**

Application type	Filing or 371 (c) date	Status	First named inventor	Customer # / Address
U.S. National Stage under 35 USC 371	-	Application Undergoing Preexam Processing	test test	144756 - Price Heneveld/IBM Post Office Box 2567 Grand Rapids, MICHIGAN 49501 US

**Upload documents**  
Add files that you wish to accompany your patent application submission. To add more files, use the file upload interaction or drag & drop them into the area below.

[Help with document description](#)

Drag and drop files here  
or  
[Browse files](#)

Total documents uploaded: 2 [Download all documents](#)

aia0424TrackOneReq.pdf (121 KB / 2 pages)	TrackOne Request	<a href="#">Preview</a>
sb0030RCEPatCtr.pdf (1628 KB / 3 pages)	Request for Continued Examination (RCE)	<a href="#">Preview</a>

A request for prioritized examination for an RCE will not be granted unless the RCE is proper. A proper RCE can only be filed if prosecution in the application is closed (e.g., the last Office action is a final action, a notice of allowance, or an action that otherwise closes prosecution in the application). See 37 CFR 1.114(b).

The above screen image represents a situation in which an applicant is filing a request for prioritized examination concurrently with a request for continued examination. Applicant has filled out and attached form PTO/SB/424 and a request for continued examination. If applicant had previously filed a request for continued examination, applicant would only attach form PTO/SB/424. On the Upload documents screen, upload the Certification and Request for Prioritized Examination form (PTO/SB/424). Failure to use form (PTO/SB/424) or its equivalent could result in the office not recognizing the request or in delays in processing the request. Please click on the “Browse Files” button to upload your completed document or drag and drop the document. Once the form has been attached, Patent Center may auto-assign a document description. If not, you will need to index the document correctly. For the Category drop down menu you will select “Track One – Prioritized Examination” and on the Document Description drop down menu you will select “TrackOne Request”. You will need to attach and index any additional documents. After clicking on the “Continue” button, the “Calculate fees” screen will appear.

## Follow-on Submission

U.S. National Stage under 35 USC 371

[Upload documents](#)

[Calculate fees](#)

[Review & submit](#)

**16/240,546 |** QSG

Application type	Filing or 371 (c) date	Status	First named inventor	Customer # / Address
U.S. National Stage under 35 USC 371	-	Application Undergoing Preexam Processing	test test	144756-Price Heneveld/IBM Post Office Box 2567 Grand Rapids, MICHIGAN 49501 US

### Calculate fees

Payment of fees during this stage of the application process is optional, but failure to pay fees in a timely manner may cause delays in the processing of your application.

[Skip fees for now](#)

Fill in the information below in order to accurately calculate your fees.

#### Entity status

- Regular Undiscounted  
 Small  
 Micro

#### Application related information

##### National Stage Search option

- National Stage Search Fee - U.S. was the ISA  
 National Stage Search Fee - search report prepared and provided to USPTO  
 National Stage Search Fee - All other situations

# of pages in the specification (including any external tables) and drawings	<input type="text"/>
# of claims	<input type="text"/>
# of independent claims	<input type="text"/>
# of printed copies of patent requested (No color)	<input type="text"/>
Extension of time - previously paid amount	<input type="text"/>
Statutory or terminal disclaimers	
# of statutory or terminal disclaimer(s)	<input type="text"/>

## Calculate fees

Applicants should use the “Calculate fees” screen to select the “Request for Prioritized Exam” fee.

**Note** - When filing a Track One request, the correct processing fee is **“Processing fee, except in provisional applications” (fee code 1830/2830/3830)**; the current Regular Undiscounted fee amount is \$140.

The “Calculate fees” page should also be used to select the RCE fee (listed under “Basic Filing Fees” as #1801) if these have not been previously paid.

**Select fees to pay**

	Fee code	Fee description	Item price (\$)	Quantity	Item total (\$)
<div style="background-color: #f2f2f2; padding: 2px;"> <span style="font-size: 0.8em;">▼</span> Patent Basic Filing Fees                 </div>					
<input type="checkbox"/>	1631	BASIC NATIONAL STAGE FEE	\$320.00	1	\$320.00
<input type="checkbox"/>	1633	NATIONAL STAGE EXAMINATION FEE-ALL OTHER SITUATIONS	\$800.00	1	\$800.00
<input checked="" type="checkbox"/>	1817	REQUEST FOR PRIORITIZED EXAMINATION	\$4,200.00	1	\$4,200.00
<div style="background-color: #f2f2f2; padding: 2px;"> <span style="font-size: 0.8em;">▼</span> Application Size and Claim Fees                 </div>					
<input type="checkbox"/>	1616	MULTIPLE DEPENDENT CLAIM	\$860.00	1	\$860.00
<input type="checkbox"/>	1091	SUBMISSION OF SEQUENCE LISTINGS OF 300MB TO 800MB	\$1,060.00	1	\$1,060.00
<input type="checkbox"/>	1092	SUBMISSION OF SEQUENCE LISTINGS OF MORE THAN 800 MB	\$10,500.00	1	\$10,500.00
<div style="background-color: #f2f2f2; padding: 2px;"> <span style="font-size: 0.8em;">▼</span> Miscellaneous Patent Fees                 </div>					
<input type="checkbox"/>	1618	ENGLISH TRANSLATION AFTER THIRTY MONTHS FROM PRIORITY DATE.	\$140.00	1	\$140.00
<input type="checkbox"/>	1807	PROCESSING FEE FOR PROVISIONAL APPLICATIONS	\$50.00	1	\$50.00
<input checked="" type="checkbox"/>	1830	PROCESSING FEE, EXCEPT IN PROVISIONAL APPLICATIONS	\$140.00	1	\$140.00
<input type="checkbox"/>	1808	OTHER PUBLICATION PROCESSING FEE	\$140.00	1	\$140.00
<input checked="" type="checkbox"/>	1803	REQUEST FOR VOLUNTARY PUBLICATION OR REPUBLICATION	\$140.00	1	\$140.00
<input type="checkbox"/>	1617	SEARCH FEE, EXAMINATION FEE OR OATH OR DECLARATION AFTER THE DATE OF COMMENCEMENT OF THE NATIONAL STAGE	\$160.00	1	\$160.00
<input type="checkbox"/>	1819	CORRECTION OF INVENTORSHIP AFTER FIRST ACTION ON MERITS	\$640.00	1	\$640.00
<input checked="" type="checkbox"/>	1801	REQUEST FOR CONTINUED EXAMINATION (RCE)-1ST REQUEST (SEE 37 CFR 1.114)	\$1,360.00	1	\$1,360.00

Entity status **Regular Undiscounted**

# of pages

Search Fee **US was ISA**

# of claims

# of independent claims

# of printed copies

# of statutory or terminal disclaimer(s)

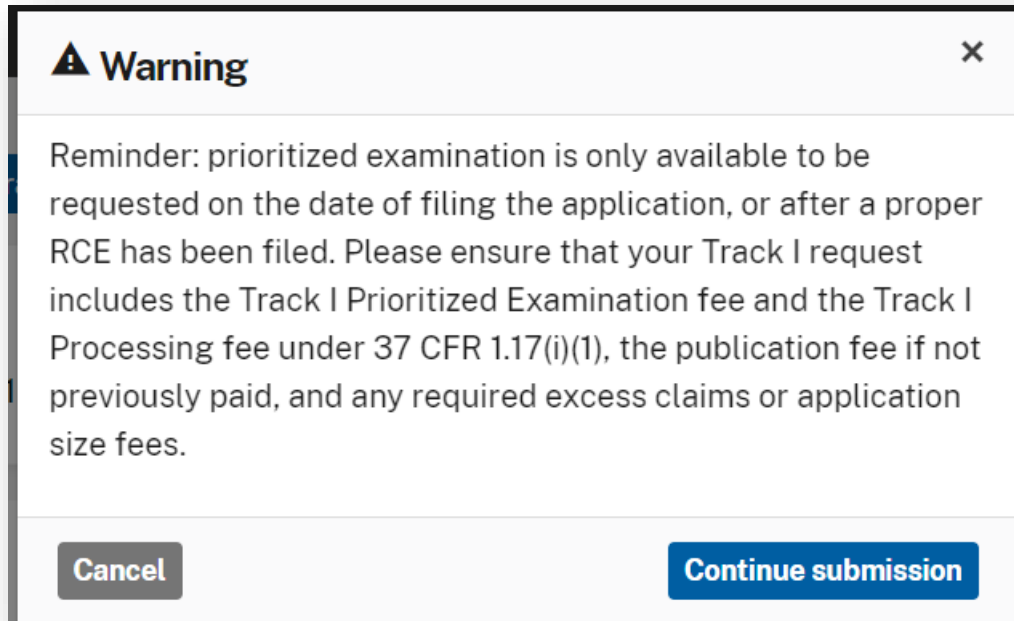
Extension of time - previously paid amount

Petition being filed? **No**

Appeals being submitted? **No**

[edit information](#)

Once you have checked the appropriate boxes, click on the “Continue” button to add up the selected fees. The following warning message will appear once the Prioritized Examination fee is selected.



Next, click on the “Continue submission” button to reach the “Review & submit” screen.

## Review & submit

On the “Review & submit” screen, you will have the opportunity to save your submissions to file at a later time. To do so click on the button “Save progress” listed at the bottom of the screen. Saved submissions will be available for 14 calendar days from the initial date saved. You may also review a document by clicking “Preview”. To submit your application, click on the “Submit” button located at the bottom of the screen.


### Review & submit

Review all the information entered for your patent application. If there are any errors in the data displayed, go back and edit the information before submitting to the USPTO.


#### International application details

International application #	International application filing date
-	-

Total documents uploaded: 2 [Download all documents](#)

	TrackOne Request	<a href="#">Preview</a>
aia0424TrackOneReq.pdf (121 KB / 2 pages)		

**i** A request for prioritized examination for an RCE will not be granted unless the RCE is proper. A proper RCE can only be filed if prosecution in the application is closed (e.g., the last Office action is a final action, a notice of allowance, or an action that otherwise closes prosecution in the application). See 37 CFR 1.114(b).

	Request for Continued Examination (RCE)	<a href="#">Preview</a>
sb0030RCEPatCtr.pdf (1628 KB / 3 pages)		

#### Payment details

Fee code	Fee description	Item price (\$)	Quantity	Item total (\$)
1803	REQUEST FOR VOLUNTARY PUBLICATION OR REPUBLICATION	\$140.00	1	\$140.00
1830	PROCESSING FEE, EXCEPT IN PROVISIONAL APPLICATIONS	\$140.00	1	\$140.00
1817	REQUEST FOR PRIORITIZED EXAMINATION	\$4,200.00	1	\$4,200.00
1801	REQUEST FOR CONTINUED EXAMINATION (RCE) - 1ST REQUEST (SEE 37 CFR 1.114)	\$1,360.00	1	\$1,360.00
Total fees selected to pay				\$5,840.00

[Hide details](#)

[Cancel submission](#) [Back](#) [Save progress](#) [Submit](#)

The “Review & submit” Screen will show all attached files, including fees selected.

## Pay Fees

After clicking the submit button the next screen will indicate that the USPTO has received your submission. Patent Center will display the Submission Receipt including application number, confirmation number, Patent Center-ID number, and Payment details. You have the option of paying the fees immediately or paying the fees later. As a registered filer you may choose to pay fees later as a follow-on submission. Fee payment is considered timely if paid before midnight Eastern Time on the day the request is submitted. If you choose to pay now, click on the button “Pay fees now”.

✓
Your patent submission has been received by the USPTO

Application #	Confirmation #	Patent center #	Received
16/240,546	9643	92793602	08/30/2024 9:41:51 AM ET

Submission receipt
Print 
Email 
Save as...

**UNITED STATES  
PATENT AND TRADEMARK OFFICE**

P.O. Box 1450  
 Alexandria, VA 22313-1450  
 www.uspto.gov

**ELECTRONIC ACKNOWLEDGEMENT RECEIPT**

APPLICATION #	RECEIPT DATE / TIME	ATTORNEY DOCKET #
16/240,546	08/30/2024 9:41:51 AM ET	-

**Title of Invention**

QSG

**Application Information**

APPLICATION TYPE	Utility - U.S. National Stage under 35 USC 371	PATENT #	-
CONFIRMATION #	9643	FILED BY	MJ Attorney
PATENT CENTER #	92793602	FILING DATE	
INTL. APPLICATION #		INTL. FILING DATE	
CUSTOMER #	144756	FIRST NAMED INVENTOR	test test
CORRESPONDENCE ADDRESS	-	AUTHORIZED BY	-

**Documents** TOTAL DOCUMENTS: 2

DOCUMENT	PAGESDESCRIPTION	SIZE (KB)
aia0424TrackOneReq.pdf	2 TrackOne Request	121 KB
sb0030RCEPatCtr.pdf	3 Request for Continued Examination (RCE)	1628 KB

**Digest**

DOCUMENT	MESSAGE DIGEST (SHA-512)
aia0424TrackOneReq.pdf	82B11A369ED2E891E96FA468E1EB67A6F41509E919A5EC407D9 85FB5BD3AA4CCAF148246D2D3E7D207FDA0B10BD89C17372E A5127A261DC53DDBEA5470DDAE81
sb0030RCEPatCtr.pdf	D49B07CF39C4B12D5666F7EFB9CA885651A50158FF0D403A20 75EBDB18497A18C96F20B75FE9B60BE964C5130CEB9EF04368 DF3863CAFF2228EB494C0AFED587

Based on your selection during submission, total fees due at this time

\$5,840.00

[Pay fees now](#)

(Additional charges may be incurred if required fees are not timely paid)

[skip fee for now](#)

File an assignment of ownership

File another patent application

[Back to home page](#)

When paying fees, you have the option of paying via Charge USPTO Deposit Account, Charge Credit Card, or Electronic Funds Transfer.

uspto About Us Careers Contact Us

## Make Payment

Fees Self-Service Portal Financial Manager Patent Maintenance Fees 0 Help

### Payment

Order Details ⓘ

TOTAL  
\$5,840.00





Sale Item Reference #	Sale Item Reference #2	Attorney Docket #	Fee Code ⓘ	Fee Amount	Qty	Item Total
16240546	16240546		1803	\$140.00	1	\$140.00
16240546	16240546		1830	\$140.00	1	\$140.00
16240546	16240546		1817	\$4,200.00	1	\$4,200.00
16240546	16240546		1802	\$1,860.00	1	\$1,860.00

### Payment Information

Required fields \*

Payment Options ⓘ  Credit/Debit Card

Card Number \*

Card Security Code \*

Name on Card \*

Expiration Date \*

### Enter / Edit Billing Address

Address Line 1 \*

Address Line 2

Country \*

City \*

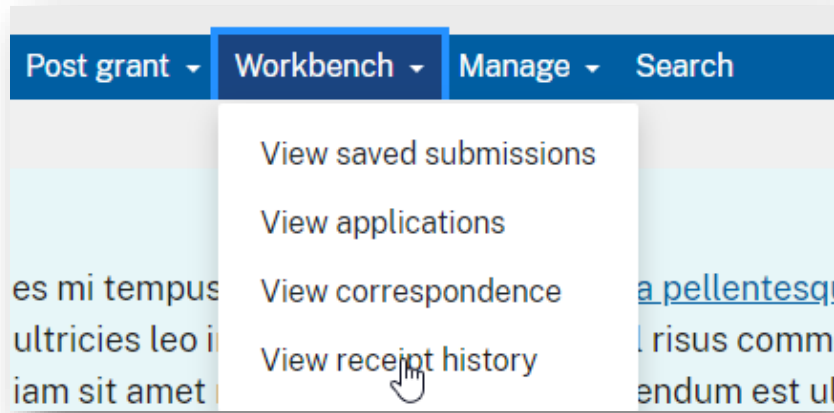
State / Region \*

Zip / Postal Code \*

Note: When using the USPTO Deposit Account as a method of payment, the fee associated with 37 CFR 1.18 is not available as an option for a pre-authorized payment. It is strongly recommended to include an authorization to file any additional necessary fees under 37 CFR 1.16, 37 CFR 1.17, and 37 CFR 1.18 in order to ensure that the Track One request is not dismissed for insufficient fees upon filing.”

## Payment Receipt

Once you have provided all of the necessary payment information and your payment is processed successfully, you will receive your Payment Receipt on the screen. You also have several actions you may take, such as printing or saving the receipt. You also have to option of viewing the submission receipt under Workbench in Patent Center.



The Payment Receipt displays the application details of the submission, including the total amount paid.

To ensure that your application is complete and loaded correctly to USPTO internal systems, you can review your filed application in Patent Center as a Registered filer. Submissions are available in Patent Center approximately 15 minutes after they are submitted.

If you have any questions or concerns regarding filing in Patent Center, please contact the Patent EBC Monday - Friday, from 6:00 a.m. to 12 Midnight Eastern Time, by email [ebc@uspto.gov](mailto:ebc@uspto.gov) or telephone 866-217-9197.