



Patent Center
Corrected Web-ADS
Quick Start Guide

June 2023

ABSTRACT

This Quick Start Guide will provide you with the information needed to understand how to file a Corrected or Updated Web-based ADS, including a brief overview of the process and screen shots that identify critical aspects of the submission.

Table of Contents

| | |
|---|----|
| 1. Introduction..... | 3 |
| 2. Basic Guidelines for Filing an ADS for Corrected or Updated Information..... | 3 |
| 3. Access the Corrected Application Data Sheet..... | 4 |
| 3.1. Inventor Information..... | 6 |
| 3.2. Correspondence Information..... | 7 |
| 3.3. Application Information..... | 8 |
| 3.4. Representative Information..... | 9 |
| 3.5. Domestic Benefit/National Stage Information..... | 9 |
| 3.6. Foreign Priority Information..... | 11 |
| 3.7. Applicant Information..... | 13 |
| 3.8. Assignee Information Including Non-Applicant Assignee Information..... | 14 |
| 3.9. Signature..... | 15 |
| 4. Attach Documents..... | 16 |
| 5. Calculate Fees..... | 19 |
| 6. Review Documents..... | 21 |
| 7. Save Submission Feature for Registered eFilers..... | 22 |

1. Introduction

Patent Center will automatically generate and attach a PDF version of the Corrected Web-based ADS. The information in the Corrected Web-based ADS will not be automatically entered in the Office automated systems, it will be reviewed by Office of Patent Application Processing to ensure compliance with the rules.

A more comprehensive guide on how to use Patent Center can be found at the Patent Center Guidance and Resources page located at: <https://www.uspto.gov/patents/apply/patent-center>

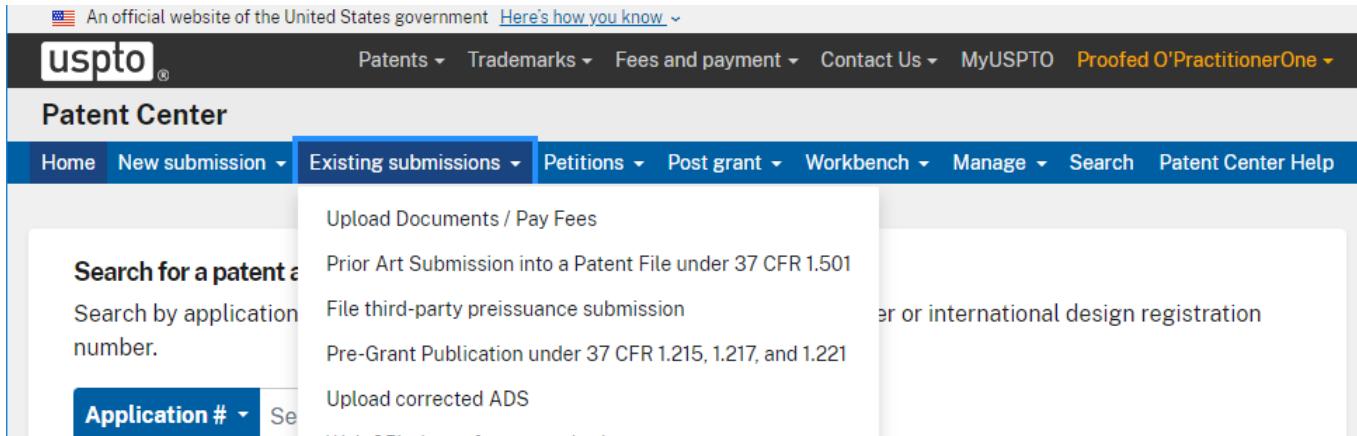
2. Basic Guidelines for Filing an ADS for Corrected or Updated Information

- You MUST be a registered eFiler and be associated to the Customer Number used as the correspondence address of the entered application.
- The Corrected Web-based ADS is available for existing applications under the following submission types: Utility (Nonprovisional), Reissue, and Designs.
- The Corrected Application Data Sheet is not permitted in PCT, 371, Hague, Provisional, Reexam, Plant, and Supplemental Examination submissions
- A Corrected Application Data Sheet can only be submitted in an existing application that was filed on or after September 16, 2012.
- Do not attach an ADS as a PDF if submitting a Corrected Application Data Sheet.
- Submissions for applications under a Secrecy Order may not be filed electronically.

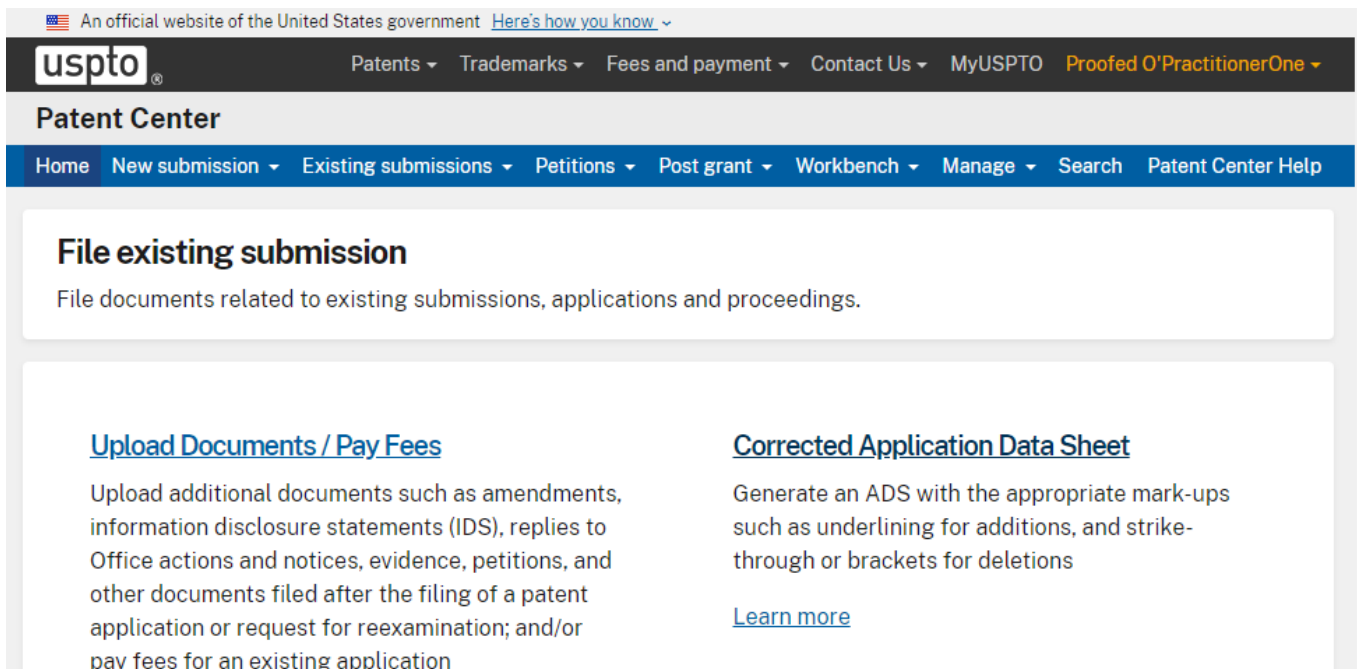
Warning: Patent Center sessions will time-out after 30 minutes of inactivity. A Web-based ADS that has not been submitted after 30 mins of inactivity will be saved automatically for registered filers only. You can access saved submissions from the Workbench as a registered filer only.

3. Access the Corrected Application Data Sheet

To submit a Corrected Application Data Sheet, you must select *Existing Submissions, Upload Corrected ADS* from the Patent Center navigation menu



or by selecting *Existing Submissions, Corrected Application Data Sheet* from the Activities menu.



To start the Corrected ADS, you will need to enter the Application Number and Confirmation Number. Click the Continue button at the bottom of the screen to proceed.

Corrected Application Data Sheet

[Initiate](#) [Upload documents](#) [Calculate fees](#) [Review & submit](#)

Application #
99999999 or 99/999,999

Confirmation #

NOTE: If there is a validation error, an error message will be displayed at the top of the screen and near the data field containing the error.

On the Application Data tab, the Corrected ADS will be made available displaying data retrieved from the USPTO Patent Data Portal system (PDP) system. Please note not all data may be retrieved.

Not all inventor and applicant information of record may be retrieved. The system can only retrieve information stored in the USPTO Patent Data Portal system (PDP), and not all information of record in the application file is entered and stored in PDP. If a Patent Center Web-based ADS or an upload-able PDF version of the ADS form has previously been used, all of the information should be stored in PDP. If there are multiple inventors, the system may only retrieve the mailing address of the first named inventor. For example: If you previously provided mailing addresses for all of the inventors, which was accepted by the Office and are submitting a Corrected ADS to correct/update the domestic benefit claim information, you do not need to type in the mailing addresses for the second and any subsequent inventors, even though this information is not reflected on the web screen

If you have previously provided mailing addresses for all of the inventors and are now submitting a Corrected ADS to make a change in the mailing address of the second or any subsequent inventor, just type in the new information on the web screen and it will be reflected with underlining on the Corrected ADS that is generated.

Warning: When submitting a Corrected ADS, do not delete information that you are not changing or do not want deleted, otherwise the Corrected ADS that is generated will provide an instruction to the Office to delete that information.

3.1 Inventor Information

In the Inventor Information section, data of record will be displayed and editable. To make changes in the information, just type in the new information on the web screen and it will be reflected with underlining on the Corrected ADS that is generated. You can click on the Pencil icon to edit information and the "X" button to delete information.

The screenshot shows the 'Web ADS' interface with a sidebar on the left containing navigation links: Summary (current ADS), **Inventors**, Application details, Domestic Benefit/National Stage, Foreign priority, Applicant, Assignee, and Signature. The main content area is titled 'Inventors' and includes a note: 'Any request to add, delete, correct, update or change the order of the names of the Inventors must include a request and the proper fee(s) in accordance with 37 CFR 1.48.' A green notification bar states 'Successfully added inventor Pepper q Corn Jr.' with a close button. Below this, it shows '# of inventors 2' and 'maximum of 50' with an 'Add new inventor' link. The 'Data of record' section lists two inventors. The first inventor, '1.', is selected and shows a directional arrow icon. The 'Updated data' section for this inventor includes: 'Pepper q Corn Jr.', 'Residence information' (US Residency, Wabash, 84, UNITED STATES), 'Mailing address' (tulet), and 'yrum_essf44 GAMBIA'. The second inventor, '2.', is listed with 'gdfg gdfg' as a placeholder and shows 'Residence information' (Active US Military, UNITED STATES) and 'Mailing address'. At the bottom, there are links for 'Previous section' (Summary (current ADS)) and 'Next section' (Application details).

To change the order of Inventors before submitting the ADS, click the number on the left and drag the inventor to the desired order spot. Your mouse-cursor will show directional arrows once the number has been selected. Then click *Next section* or the *Continue* button once the ADS is complete.

NOTE: If you are adding or deleting inventor(s), then a request under 37 CFR 1.48(a) with the proper fee(s) must also be submitted. Note that both a processing fee and an additional fee may be due if the correction of inventorship is being made after the first action on the merits. See 37 CFR 1.48(c). If you are correcting or updating the name of an inventor, or changing the order of the names of joint inventors, then a request under 37 CFR 1.48(f) with the proper fee must also be submitted

3.2 Correspondence Information

In the Correspondence Information section, data of record will be displayed, but the data is not editable. A change of correspondence address can be effected via private PAIR or filed in paper (see USPTO form [PTO/AIA/122](#), "Change of Correspondence Address").

Corrected Application Data Sheet

Nonprovisional Application under 35 USC 111(a)

[Application data](#) [Upload documents](#) [Calculate fees](#) [Review & submit](#)

Web ADS

- Summary (current ADS)
- Inventors
- Application details**
- Domestic Benefit/National Stage
- Foreign priority
- Applicant
- Assignee
- Signature

Correspondence information

This section is not editable using this Corrected Web-ADS.

Customer Number ×
Enter a customer number

Patent Center
Patent Center
600 Dulany,
Alexandria,
VA
-22304
UNITED STATES

Phone: 5712709000
Email: test@qpctest.33mail.com

3.3 Application Information

In the Application Information section, data of record will be displayed and editable. The Title of the Invention is a required field. Note: Special characters may not be entered in this field as it may not transfer correctly to USPTO databases.

Web ADS

- Summary (current ADS)
- Inventors
- Application details**
- Domestic Benefit/National Stage
- Foreign priority
- Applicant
- Assignee
- Signature

Correspondence information

This section is not editable using this Corrected Web-ADS.

Customer Number
Enter a customer number

Application information

Title of invention

Attorney docket # (optional)

Entity status Regular undiscounted

Small (check this box if claiming small entity status)

[Previous section](#)
Inventors

[Next section](#)
Domestic Benefit/National Stage

[Cancel submission](#)

You can claim small entity status by checking the box and properly signing the Corrected Web- ADS. See 37 CFR 1.27.

If you are no longer entitled to small entity status, you must submit a properly signed written notification of a loss of small entity status pursuant to 37 CFR 1.27(g)(2). You cannot make this change by submitting a Corrected Web-ADS. A proper micro entity certification must be submitted in order to establish micro entity status. [PTO/SB/15A](#) or [PTO/SB/15B](#).

3.4 Representative Information

In the Representative Information section, data of record will be displayed, but the data is not editable. Providing representative information in the Application Data Sheet does not constitute a power of attorney in the application (see 37 CFR 1.32). To appoint or revoke a power of attorney, a properly signed power of attorney must be filed in the application. See USPTO Forms [PTO/AIA/82](#), [PTO/AIA/81](#), or [PTO/AIA/80](#) (which must be accompanied by Form [PTO/AIA/96](#)).

Representatives

NOTE: List of representatives is not editable. To appoint or revoke a power of attorney, a properly signed power of attorney must be filed in the application.

of representatives 1

| Name | Customer number |
|------------|-----------------|
| [Redacted] | [Redacted] |

3.5 Domestic Benefit/National Stage Information

In the Domestic Benefit/National Stage section, data of record will be displayed and editable. If any domestic benefit claims are being added in a utility or plant application after the time period set forth in 37 CFR 1.78 (*e.g.*, after the later of four months from the actual filing date of the instant application or sixteen months from the filing date of the application for which benefit is being claimed), a petition to accept an unintentionally delayed benefit claim in compliance with 37 CFR 1.78 (including the petition fee) must also be submitted.

For any domestic benefit claims that are being deleted, please ensure that deletion of the domestic benefit claim(s) is actually desired. A deletion of a benefit claim to a prior application may be considered as a showing that the applicant is intentionally waiving the benefit claim to the prior application in the instant application.

If you are claiming benefit of more than one prior-filed application, you must start with the most recent application and go back chronologically to the earliest application. Otherwise, the benefit claims may not be recognized by the Office if not presented in this manner. If there is more than one chain of applications for which benefit is being claimed, you must start each chain with the most recent application and go back chronologically to the earliest application in each chain. Otherwise, the benefit claims may not be recognized by the Office if not presented in this manner.

Web ADS

- Summary (current ADS)
- Inventors
- Application details
- Domestic Benefit/National Stage**
- Foreign priority
- Applicant
- Assignee
- Signature

Domestic Benefit/National Stage information

This section allows for the applicant to either claim benefit under 35 U.S.C. 119(e), 120, 121, or 365(c) or indicate National Stage entry from a PCT application. Providing this information in the application data sheet constitutes the specific reference required by 35 U.S.C. 119(e) or 120, and 37 CFR 1.78(a)(2) or CFR 1.78(a)(4), and need not otherwise be made part of the specification.

of entries 2 [Add entry](#)

| Data of record | Updated data |
|--|--|
| <p>1. Prior application status: Pending</p> <p>Application number: [input]</p> <p>Continuity type: [input]</p> <p>Division of: [input]</p> | <p>Prior application number: [input] ✎</p> <p>Filing date: [input]</p> |
| <p>2. Prior application status: Pending</p> <p>Application number: [input]</p> <p>Continuity type: [input]</p> <p>Claims benefit of provisional: [input]</p> | <p>Prior application number: [input] ✎</p> <p>Filing date: [input] ✕</p> |

[Previous section](#) [Next section](#)
 Application details Foreign priority

Change of order is completed in two ways:

- A benefit claim may be added or removed at any point of the claim chain by clicking the "Add Entry" or "X" buttons
- Benefit claim order may be reorganized by using the Drag and Drop functionality

When making a change to the domestic benefit claim, the Corrected ADS that will be generated will use internal PDP codes rather than the language that you use to specify the relationship. These codes on a Corrected Web-based ADS will be accepted.

Continuation of – CON

Division of – DIV

Continuation in part of – CIP A

371 of international – NST

Substitution of – SUB

Reissue of – REI

Claims benefit of provisional - PRO

3.6 Foreign Priority Information

In the Foreign Priority section, data of record will be displayed and editable. Providing this information in the application data sheet constitutes the claim for priority as required by 35 U.S.C. 119(b) and 37 CFR 1.55.

Additional foreign priority claims may be added by clicking the “Add claim” button, and deleted by clicking the “X” button for the indicated claim.

Foreign priority information

This section allows for the applicant to claim benefit of foreign priority and to identify any prior foreign application for which priority is not claimed. Providing this information in the application data sheet constitutes the claim for priority as required by 35 U.S.C. 119(b) and 37 CFR 1.55(a).



Successfully added claim



of claims 1
maximum of 50

[Add claim](#)

Data of record

Updated data

1.

Application number

235465566



Country

SENEGAL

Filing date

12/25/2016

[Previous section](#)

Domestic Benefit/National Stage

[Next section](#)

Applicant

If any foreign priority claims are being added in a utility or plant application after the time period set forth in 37 CFR 1.55 (*e.g.*, after the later of four months from the actual filing date of the instant application or sixteen months from the filing date of the prior foreign application), a petition to accept an unintentionally delayed foreign priority claim in compliance with 37 CFR 1.55 (including the petition fee) must also be submitted. For any foreign priority claims that are being deleted, please ensure that deletion of the foreign priority claim(s) is actually desired. A deletion of a foreign priority claim may be considered as a showing that the applicant is intentionally waiving the foreign priority claim.

Enter the access code number to uniquely identify a patent application that is registered into the WIPO DAS (World Intellectual Property Organization Digital Access Service). Please [click here](#) for more information.

Web ADS

- [Summary \(current ADS\)](#)
- [Inventors](#)
- [Application details](#)
- [Domestic Benefit/National Stage](#)
- [Foreign priority](#)**
- [Applicant](#)
- [Assignee](#)
- [Signature](#)

Foreign priority information

i If you are not claiming priority to a foreign application you do not need to complete this section.
[Skip this section »](#)

This section allows for the applicant to claim benefit of foreign priority and to identify any prior foreign application for which priority is not claimed. Providing this information in the application data sheet constitutes the claim for priority as required by 35 U.S.C. 119(b) and 37 CFR 1.55(a).

of claims 0 [Add claim](#)
 maximum of 50

Data of record **Updated data**

[Previous section](#) [Next section](#)
 Domestic Benefit/National Stage Applicant

Add foreign priority information ✕

Application number

Country

Filing date

Access code (optional)

[Cancel](#)
[Add](#)
[Create & add another](#)

3.7 Applicant Information

In the Applicant Information section, data of record will be displayed and editable. For each applicant entered, select either Assignee, Legal Representative under 35 U.S.C. 117, Joint Inventor, Person to whom the inventor is obligated to assign, or Person who shows sufficient proprietary interest. For more detailed Applicant Information instructions, see http://www.uspto.gov/forms/aia_ads_form_inst.doc




Web ADS

- Summary (current ADS)
- Inventors
- Application details
- Domestic Benefit/National Stage
- Foreign priority
- Applicant**
- Assignee
- Signature

Applicant information

If the inventors are currently the applicant, the inventor information will not appear in the Applicant Information field. Applicant information will only appear in this field if there is at least one applicant who is not an inventor (e.g., an assignee who is an applicant under 37 CFR 1.46, or a legal representative who is an applicant under 37 CFR 1.43).

of applicants 1 [Add new applicant](#)
maximum of 50

| Data of record | Updated data |
|---|---|
| 1.  UNITED STATES |   |
| Phone | |
| Fax | |
| Email | |
| Applicant | |
| Organization | |
| Applicant type | |
| Assignee | |

[Previous section](#) Foreign priority [Next section](#) Assignee

Additional applicant information may be added by clicking the 'Add new applicant' button, deleted by clicking the 'X' button or edited by clicking the Edit icon for the indicated Applicant entry.

NOTE: If you are changing the applicant, then you must also submit a request to change the applicant in compliance with 37 CFR 1.46(c)(2) (which requires compliance with 37 CFR 3.71 and 3.73). If you are correcting or updating the name of the applicant, then you must also submit a request under 37 CFR 1.46(c)(1). If a specific request is not submitted that indicates the change is a correction or update of the name of the applicant under 37 CFR 1.46(c)(1), then the Office may consider the change to be a change in the applicant under 37 CFR 1.46(c)(2) and require a 37 CFR 3.73 statement.

3.8 Assignee Information Including Non-Applicant Assignee Information

In the Assignee Information section, data of record will be displayed and editable. Complete this section only if assignee information, including non-applicant assignee information, is desired to be included on the patent application publication in accordance with 37 CFR 1.215(b). An assignee-applicant identified in the "Applicant Information" section will appear on the patent application publication as an applicant. For more detailed Assignee Including Non-Applicant Assignee Information instructions, see http://www.uspto.gov/forms/aia_ads_form_inst.doc

| | |
|---------------------------------|--|
| Web ADS | Assignee information including non-applicant assignee information |
| Summary (current ADS) | Providing assignment information in this section does not substitute for compliance with any requirement of part 3 of Title 37 of CFR to have an assignment recorded by the Office. |
| Inventors | Complete this section if assignee information, including non-applicant assignee information, is desired to be included on the patent application publication. An assignee-applicant identified in the "Applicant Information" section will appear on the patent application publication as an applicant. For an assignee-applicant, complete this section only if identification as an assignee is also desired on the patent application publication. |
| Application details | |
| Domestic Benefit/National Stage | |
| Foreign priority | |
| Applicant | # of assignees 0 maximum of 50 Add new assignee |
| Assignee | Data of record Updated data |
| Signature | Previous section Next section Applicant Signature |

Additional assignee information may be added by clicking the "Add new assignee" button, and deleted by clicking the "X" button for the indicated Assignee entry. To change the order of Assignees before submitting the ADS, drag the selected assignee to the desired order.

Assignee

Signature

✓
Successfully added assignee
×

of assignees 2 Add new assignee
 maximum of 50

| Data of record | Updated data | | |
|----------------|--|-----------------------------------|-----------------------------------|
| 1. | <p><u>Test Tester</u></p> <p><u>Trlp 32</u></p> <p><u>Ywpg. R2D2</u> <u>ARMENIA</u></p> <p>Phone <u>32 2 33</u></p> <p><u>Individual</u></p> | <p style="font-size: 18px;">✎</p> | <p style="font-size: 18px;">×</p> |
| 2. | <p><u>Yplo Hgdvn Jr.</u></p> <p><u>Q37 Lkwqr</u></p> <p><u>Lkmap. C3P0</u> <u>BELARUS</u></p> <p><u>Individual</u></p> | <p style="font-size: 18px;">✎</p> | <p style="font-size: 18px;">×</p> |

[Previous section](#)
Applicant
[Next section](#)
Signature


3.9 Signature

This form must be signed in accordance with 37 CFR 1.33(b). This Application Data Sheet **must** be signed by a patent practitioner if one or more of the applicants is a **juristic entity** (e.g., corporation or association). If the applicant is two or more joint inventors, this form must be signed by a patent practitioner, **all** joint inventors who are the applicant, or one or more joint inventor-applicants who have been given power of attorney (e.g., see USPTO Form PTO/AIA/81) on behalf of **all** joint inventor-

applicants. If an applicant is prosecuting the application *pro se*, all of the inventors must sign to comply with the rule, unless a power of attorney has been given. MPEP 402.

See 37 CFR 1.4 for signature requirements and certifications.

Signature

 Your Corrected ADS is not complete until signed.

NOTE:

This Application Data Sheet must be signed in accordance with 37 CFR 1.33(b).

This Application Data Sheet **must** be signed by a patent practitioner if one or more of the applicants is a juristic entity (e.g., corporation or association). If the applicant is two or more joint inventors, this form must be signed by a patent practitioner, **all** joint inventors who are the applicant, or one or more joint inventor-applicants who have been given power of attorney (e.g., see USPTO Form PTO/AIA/81) on behalf of **all** joint inventor-applicants.

See CFR 1.4(d) for the manner of making signatures and certifications.

| Signature | First name | Last name | Registration number |
|----------------------|--------------------------------------|--|------------------------------------|
| <input type="text"/> | <input type="text" value="Proofed"/> | <input type="text" value="O'PractitionerOne"/> | <input type="text" value="D0009"/> |
| '/John Marina, VI/' | | | |

[Add more signatures](#)

You can additional signatures by clicking the "Add more signatures" button. Once you have signed you may proceed to the next screen by selecting "Continue".

4. Attach Documents

Once you have made all necessary updates or corrections to the Web-ADS information on the "Application Data" screen, a CorrectedADS.pdf document will be auto-generated. This document cannot be removed from the Attach Documents Screen.

You may click on the "Preview" button to preview the document. If you need to make any corrections, go back to the "Application Data" screen by clicking on the "Application Data" link at the top of the screen or by clicking the back button at the bottom of the screen. After making any corrections, you

must click on the "Continue" button located at the bottom of the "Application Data" screen in order to apply any changes. The corrected ADS identifies the information that is being changed, with underlining for insertions, and strike-through for text removed, as stated in 37 CFR 1.76(c)(2).

Doc Code: ADS.CORR
Application Data Sheet to update/correct info

PTO/AIA/14

uspto UNITED STATES PATENT AND TRADEMARK OFFICE

P.O. Box 1450
Alexandria, VA 22313 - 1450
www.uspto.gov

Corrected Application Data Sheet

59973762 : asdf

Strike-through indicates removal of data from existing record Underline indicates new data being added to the application If no data is shown, no data has been corrected

Inventor Information

| Data of record | Updated Data |
|---|--|
| xzfv-zedfv | |
| Residence Information Active US Military --- | |
| Mailing Address --- | Mailing Address <u>45 Wradj</u> <u>Tveslf --- R2D2</u> <u>HUNGARY</u> |
| | Residence Information <u>US Residency</u> <u>Hollywood_CA</u> <u>UNITED STATES</u> |
| | Mailing Address <u>sfcx3</u> --- <u>Yreash --- 2D4T5</u> <u>KOSOVO</u> |


If you have additional PDF documents, you may add them to the submission. If you do not have any required documents to upload, click on the "Review" button. The following documents descriptions are made available for submission with a Corrected ADS filing:

- R48.REQ Request under Rule 48 correcting inventorship
- OATH Oath or Declaration filed
- LET. Miscellaneous Incoming Letter
- R3.73 Assignee showing of ownership per 37 CFR 3.73
- TRAN.LET Transmittal Letter
- PET.OP Petition for review by the Office of Petitions
- PET.PCT Petition for review by the PCT legal office
- CFILE Request for Corrected Filing Receipt
- FRPR.IC Interim Copy of Foreign Priority Document (PDF)

Upload documents

Add files that you wish to accompany your patent application submission. To add more files, use the file upload interaction or drag & drop them into the area below.

[Help with document description](#)




Drag and drop files here

or

[Browse files](#)

Total documents uploaded: 1 [Download all documents](#)

| | | |
|--|---|------------------|
|  CorrectedADS.pdf (75 KB / 3 pages) | Application Data Sheet to update/correct info | Preview ⋮ |
|--|---|------------------|

5. Calculate Fees

The “**Calculate Fees**” screen allows eFilers to select the appropriate entity status in the top left-hand corner of the screen, adjusting the listed fee codes and amounts accordingly. The following fees are available when submitting a Corrected ADS filing:

- Processing Fee, Except Prov. Appls.
- Correction of inventorship after first action on merits
- Petition for the delayed submission of a priority or benefit claim, or to restore the right of priority or benefit

Calculate fees

Payment of fees during this stage of the application process is optional, but failure to pay fees in a timely manner may cause delays in the processing of your application.

[Skip fees for now](#)

Fill in the information below in order to accurately calculate your fees.

Entity status

Regular Undiscounted

Small

Micro

Petitions

Check the box if you are filing petition(s) as part of this application

Appeals

Check the box if you are filing patent appeals and interference requests as part of this application

Calculate fees

Payment of fees during this stage of the application process is optional, but failure to pay fees in a timely manner may cause delays in the processing of your application.

[Skip fees for now](#)

Select fees to pay

| Fee code | Fee description | Item price (\$) | Quantity | Item total (\$) |
|-----------------------------|---|-----------------|----------|-------------------|
| ▼ Miscellaneous Patent Fees | | | | |
| <input type="checkbox"/> | 1830 PROCESSING FEE, EXCEPT IN PROVISIONAL APPLICATIONS | \$140.00 | 1 | \$140.00 |
| <input type="checkbox"/> | 1819 CORRECTION OF INVENTORSHIP AFTER FIRST ACTION ON MERITS | \$640.00 | 1 | \$640.00 |
| ▼ Patent Petition Fees | | | | |
| <input type="checkbox"/> | 1454 PETITION FOR THE DELAYED SUBMISSION OF A PRIORITY OR BENEFIT CLAIM, OR TO RESTORE THE RIGHT OF PRIORITY OR BENEFIT | \$2,100.00 | 1 | \$2,100.00 |
| Total fees selected to pay | | | | \$0.00 |

Entity status **Regular Undiscounted**

Petition being filed? **No**

Appeals being submitted? **No**

[edit information](#)

6. Review Documents

On the "Review Documents" screen, the CorrectedADS.pdf cannot be removed. If you need to remove the CorrectedADS.pdf from the submission, you must cancel the filing.

Review & submit

Review all the information entered for your patent application. If there are any errors in the data displayed, go back and edit the information before submitting to the USPTO.

Application data

Attorney docket

-

Entity status

Regular Undiscounted

Application type Subtype

Utility Nonprovisional Application under 35 USC 111(a)

Title of invention

asdf

First named inventor


| First name | Middle name | Last name |
|------------|-------------|-----------|
| xzfv | - | zsdfv |

Correspondence address

59 - Patent Center Patent Center
600 Dulany
Alexandria, VA 22304
UNITED STATES

Total documents uploaded: 1

[Download all documents](#)

| | | |
|--|---|-------------------------|
|  CorrectedADS.pdf (75 KB / 3 pages) | Application Data Sheet to update/correct info | Preview |
|--|---|-------------------------|

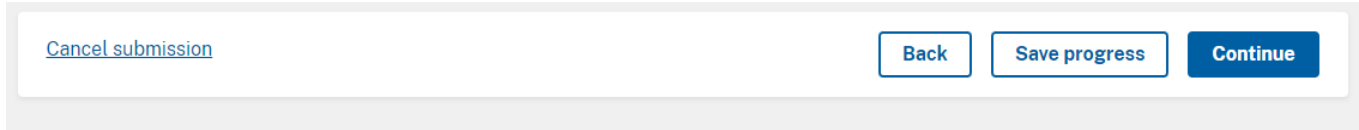
Payment details



Fee(s) were not calculated for this submission. Please remember to pay any required fee(s) on time to prevent a delay in the application process and to avoid any additional surcharge. [Calculate fees now?](#)

7. Save Submission Feature for Registered eFilers

You have the option of saving the submission for later if you are a Registered eFiler. All of the required ADS fields on the “Application Data” tab must be completed. The save option is located on the bottom of each screen.



Patent Center will automatically save your progress each time you click “Continue” to advance to the next screen

If you have any questions or concerns regarding filing in Patent Center, please contact the Patent EBC Monday - Friday, from 6:00 a.m. to 12 Midnight Eastern Time, by email ebc@uspto.gov or telephone 866-217-9197.