

Federal trademark searching: Getting started

Overview

Background

- To search, visit <https://tmsearch.uspto.gov>.
- You can do different types of searches, depending on your goal. For example, you can conduct:
 - Trademark clearance searches to avoid a likelihood of confusion with other applied-for and registered trademarks
 - Owner searches to find trademarks with a specific owner
 - Serial number and registration number searches to look up specific trademarks

System functionality

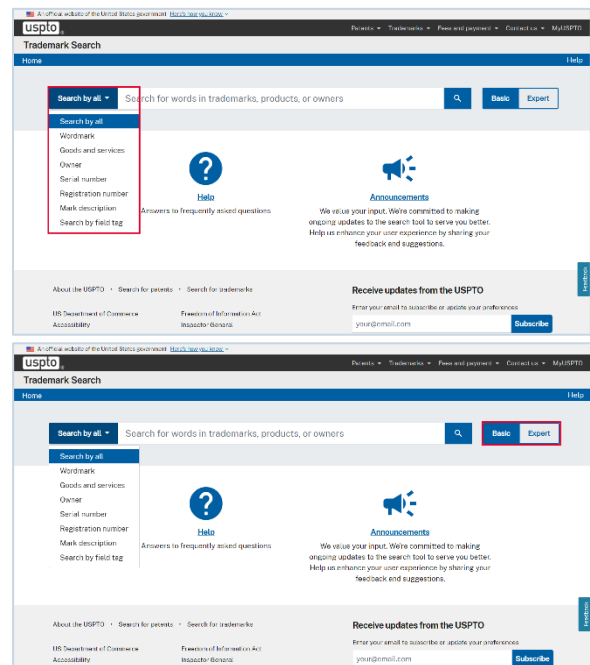
You can search using two different options:

- You can do **exact match, single-term** searches using the drop-down options.
 - You cannot do “exact phrase” searches using drop-downs.
- You can do **complex, multiple-term** searches using the field tag searching option.

You can also choose from two different modes:

- Use “basic mode” for baseline functionality.
- Turn on “expert mode” to tag results and access other features.

The search option and search mode you choose affects which tools and features you can use. For example, if you want to tag certain results to be exported, you must be in expert mode.



Using modes with drop-down searches

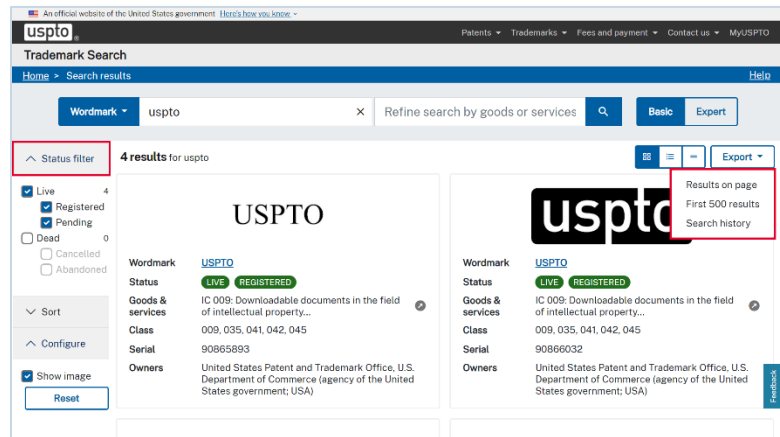
The filters shown below on the left side are only available with drop-down searching. You can't use them when you search by field tag.

Basic mode

In basic mode, you can use the following drop-downs:

- Search by all
- Wordmark
- Goods and services
- Owner
- Serial number
- Registration number
- Mark description
- Search by field tag

You can use the checkboxes on the left to filter live and dead cases.



You can also export your results and your search history.

Expert mode

In expert mode, you can use the following drop-downs:

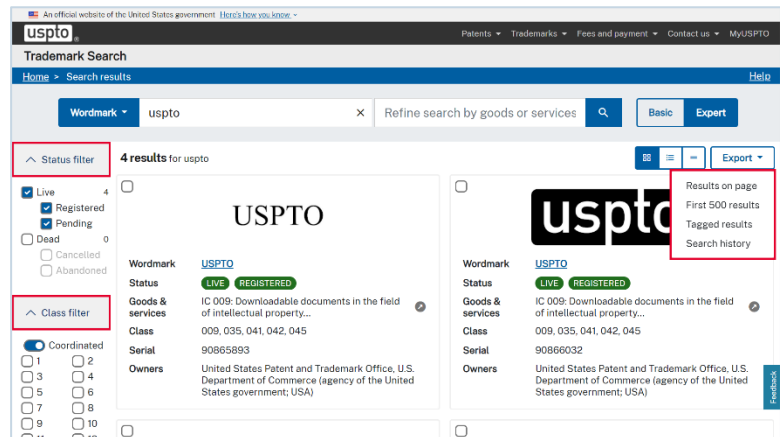
- Search by all
- Wordmark
- Goods and services
- Owner
- Serial number
- Registration number
- Mark description
- Design code
- Design description
- Search by field tag

You can use the checkboxes to filter live and dead cases.

You can use the toggle and checkboxes to filter by coordinated class and international class.

You can also tag individual search results, plus export your results and search history.

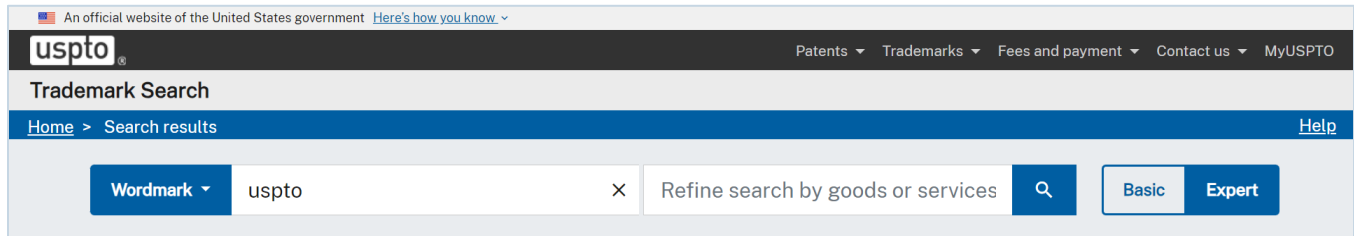
For more about using coordinated classes and international classes to filter your search results, visit www.uspto.gov/trademarks/search/using-coordinated-classes-your-federal-trademark-search.



Drop-down searches

Wordmark searches

Use this option to conduct a single-term, exact match search for a trademark as part of a clearance search before filing.



The screenshot shows the USPTO Trademark Search interface. At the top, there is a navigation bar with the USPTO logo and links for Patents, Trademarks, Fees and payment, Contact us, and MyUSPTO. Below this is a breadcrumb trail: Home > Search results. The main search area features a dropdown menu set to 'Wordmark' and a search input field containing 'uspto'. To the right of the input field is a search button with a magnifying glass icon. Further right are two buttons labeled 'Basic' and 'Expert'. Below the search input field, there is a link to 'Refine search by goods or services'.

You can include more than one word on the search line, but the system will not treat it as a phrase. Instead, the system treats each word as a search term and returns results that include just one of the words. For example, a search for PATENT AND TRADEMARK returns results that include PATENT, TRADEMARK, and AND.

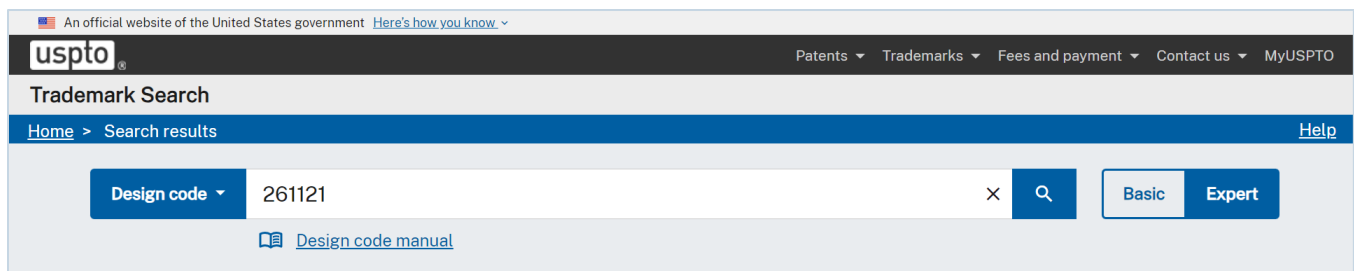
Although the system uses an algorithm to push potentially more relevant results to the top, you may find the results overwhelming.

For more precise control when searching multi-word trademarks, consider searching by field tag.

For more about likelihood of confusion and the importance of clearance searching, visit www.uspto.gov/trademarks/search/federal-trademark-searching.

Design code searches

Use this option to search for trademarks that include particular design elements. This is helpful as part of clearance search before filing.



The screenshot shows the USPTO Trademark Search interface. At the top, there is a navigation bar with the USPTO logo and links for Patents, Trademarks, Fees and payment, Contact us, and MyUSPTO. Below this is a breadcrumb trail: Home > Search results. The main search area features a dropdown menu set to 'Design code' and a search input field containing '261121'. To the right of the input field is a search button with a magnifying glass icon. Further right are two buttons labeled 'Basic' and 'Expert'. Below the search input field, there is a link to 'Design code manual'.

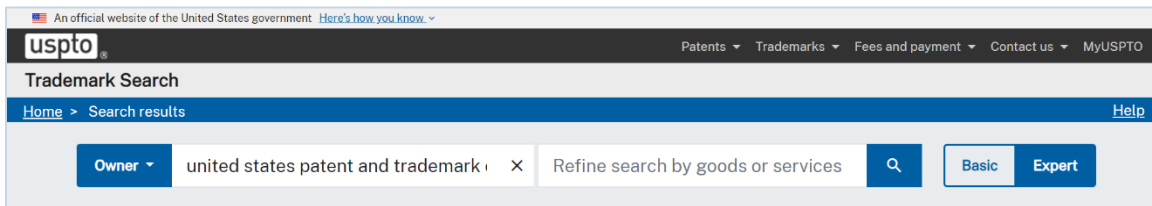
You can't do a reverse image search, but you can use six-digit design search codes to find trademarks with a certain type of design.

Use the Design Search Code Manual to look up design elements that may be similar to those in your trademark. For each element, find the corresponding design search code and use it in your search. For example, the design search code for "rectangles that are completely or partially shaded" is 261121.

For more about design search codes, visit www.uspto.gov/trademarks/search/design-search-codes.

Owner searches

Use this option to search for trademarks owned by a specific owner.

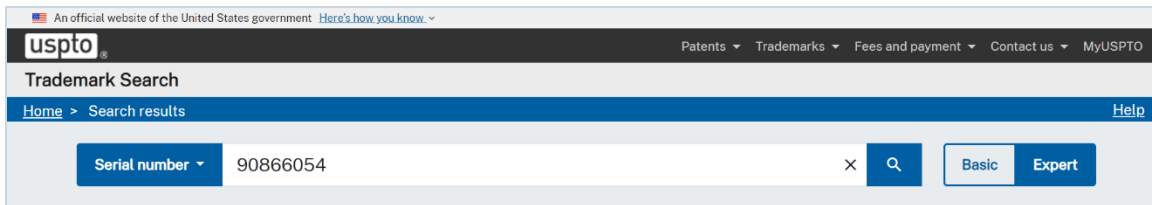


The screenshot shows the USPTO Trademark Search page. At the top, there is a navigation bar with the USPTO logo and links for Patents, Trademarks, Fees and payment, Contact us, and MyUSPTO. Below this is a breadcrumb trail: Home > Search results. The main search area features a dropdown menu set to 'Owner', a search input field containing 'united states patent and trademark', a search button with a magnifying glass icon, and two buttons labeled 'Basic' and 'Expert'.

You can include more than one word on the search line and the system will treat it as a phrase.

Serial number searches

Use this option to find a trademark that's been applied for if you have the exact serial number.



The screenshot shows the USPTO Trademark Search page. The search dropdown menu is set to 'Serial number', and the search input field contains the number '90866054'. The rest of the interface, including the navigation bar and breadcrumb trail, is identical to the previous screenshot.

Registration number searches


Use this option to find a trademark that's been registered if you have the exact registration number.



The screenshot shows the USPTO Trademark Search page. The search dropdown menu is set to 'Registration number', and the search input field contains the number '6832052'. The rest of the interface is identical to the previous screenshots.

Mark description searches

Use this option to search for terms in a mark description.



The screenshot shows the USPTO Trademark Search page. The search dropdown menu is set to 'Mark description', and the search input field contains the word 'rectangle'. The rest of the interface is identical to the previous screenshots.

You can include more than one word on the search line, but the system will not treat it as a phrase. Instead, the system treats each word as a search term and returns results that include just one of the words.

DISCLAIMER: References to particular trademarks, service marks, certification marks, products, services, companies, or organizations are for illustrative and educational purposes only and do not constitute or imply endorsement by the U.S. government, the U.S. Department of Commerce, the U.S. Patent and Trademark Office, or any other federal agency.